
Traktorji, kmetijski in gozdarski stroji, gnana vrtna oprema - Simboli in drugi znaki za krmilne elemente - 1. del: Splošni simboli

Tractors, machinery for agriculture and forestry, powered lawn and garden equipment -- Symbols for operator controls and other displays -- Part 1: Common symbols

iTeh STANDARD PREVIEW

(standards.iteh.ai)
Tracteurs, matériels agricoles et forestiers, matériel à moteur pour jardins et pelouses -- Symboles pour les commandes de l'opérateur et autres indications -- Partie 1: Symboles communs

[SIST ISO 3767-1:1995](https://standards.iteh.ai/catalog/standards/sist/29393661-150e-4278-be91-2b8a29ecaf0d/sist-iso-3767-1-1995)

[https://standards.iteh.ai/catalog/standards/sist/29393661-150e-4278-be91-](https://standards.iteh.ai/catalog/standards/sist/29393661-150e-4278-be91-2b8a29ecaf0d/sist-iso-3767-1-1995)

[2b8a29ecaf0d/sist-iso-3767-1-1995](https://standards.iteh.ai/catalog/standards/sist/29393661-150e-4278-be91-2b8a29ecaf0d/sist-iso-3767-1-1995)

Ta slovenski standard je istoveten z: ISO 3767-1:1991

ICS:

01.080.20	Grafični simboli za posebno opremo	Graphical symbols for use on specific equipment
65.060.01	Kmetijski stroji in oprema na splošno	Agricultural machines and equipment in general

SIST ISO 3767-1:1995

en

iTeh STANDARD PREVIEW
(standards.iteh.ai)

SIST ISO 3767-1:1995

<https://standards.iteh.ai/catalog/standards/sist/29393661-150e-4278-be91-2b8a29ecaf0d/sist-iso-3767-1-1995>

SIST ISO 3767-1:1995

INTERNATIONAL STANDARD

ISO
3767-1

Second edition
1991-12-01

Tractors, machinery for agriculture and forestry, powered lawn and garden equipment — Symbols for operator controls and other displays —

iTeh STANDARD PREVIEW

Part 1:
(standards.iteh.ai)
Common symbols

SIST ISO 3767-1:1995

<https://standards.iteh.ai/catalog/standards/sist/29393661-150e-4278-be91-2b8179/catalo/sist-no-3767-1-1995>

*Tracteurs, matériels agricoles et forestiers, matériel à moteur pour
jardins et pelouses — Symboles pour les commandes de l'opérateur et
autres indications —*

Partie 1: Symboles communs



Reference number
ISO 3767-1:1991(E)

Foreword

ISO (the International Organization for Standardization) is a worldwide federation of national standards bodies (ISO member bodies). The work of preparing International Standards is normally carried out through ISO technical committees. Each member body interested in a subject for which a technical committee has been established has the right to be represented on that committee. International organizations, governmental and non-governmental, in liaison with ISO, also take part in the work. ISO collaborates closely with the International Electrotechnical Commission (IEC) on all matters of electrotechnical standardization.

Draft International Standards adopted by the technical committees are circulated to the member bodies for voting. Publication as an International Standard requires approval by at least 75 % of the member bodies casting a vote.

International Standard ISO 3767-1 was prepared by Technical Committee ISO/TC 23, *Tractors and machinery for agriculture and forestry*, Subcommittee SC 14, *Operator controls, operator symbols and other displays, operator manuals*.

This second edition cancels and replaces the first edition (ISO 3767-1:1982), incorporating Addendum 1 of 1985, of which it constitutes a technical revision.

ISO 3767 consists of the following parts, under the general title *Tractors, machinery for agriculture and forestry, powered lawn and garden equipment — Symbols for operator controls and other displays*:

- Part 1: *Common symbols*
- Part 2: *Symbols for agricultural tractors and machinery*
- Part 3: *Symbols for powered lawn and garden equipment*
- Part 4: *Symbols for forestry machinery*
- Part 5: *Symbols for manual portable forestry machinery*

Annex A of this part of ISO 3767 is for information only.

© ISO 1991

All rights reserved. No part of this publication may be reproduced or utilized in any form or by any means, electronic or mechanical, including photocopying and microfilm, without permission in writing from the publisher.

International Organization for Standardization
Case Postale 56 • CH-1211 Genève 20 • Switzerland

Printed in Switzerland

Tractors, machinery for agriculture and forestry, powered lawn and garden equipment — Symbols for operator controls and other displays —

Part 1: Common symbols

1 Scope

This part of ISO 3767 establishes the common symbols for use on operator controls and other displays on tractors and machinery for agriculture and forestry, and powered lawn and garden equipment as defined in ISO 3339-0 and ISO 5395.

The symbols given apply to controls and displays common to tractors and machinery for agriculture and forestry, and powered lawn and garden equipment, as well as to other types of self-propelled work machines designed to operate off public roads, such as earth-moving machines, powered industrial trucks and mobile cranes.

NOTE 1 The foreword lists other parts of this International Standard, where symbols for specific forms of machinery and equipment may be found.

2 Normative references

The following standards contain provisions which, through reference in this text, constitute provisions of this part of ISO 3767. At the time of publication, the editions indicated were valid. All standards are subject to revision, and parties to agreements based on this part of ISO 3767 are encouraged to investigate the possibility of applying the most recent editions of the standards indicated below. Members of IEC and ISO maintain registers of currently valid International Standards.

ISO 3461-1:1988, *General principles for the creation of graphical symbols — Part 1: Graphical symbols for use on equipment*.

ISO 4196:1984, *Graphical symbols — Use of arrows*.

ISO 7000:1989, *Graphical symbols for use on equipment — Index and synopsis*.

IEC 417:1973, *Graphical symbols for use on equipment — Index, survey and compilation of the single sheets*, and its supplements (IEC 417A:1974, IEC 417B:1975, IEC 417C:1977, IEC 417D:1978, IEC 417E:1980, IEC 417F:1982, IEC 417G:1985, IEC 417H:1987, IEC 417J:1990).

3 Definition

For the purposes of all parts of this International Standard, the following definition applies.

3.1 symbol: Visually perceptible figure used to transmit information independently of language. It may be produced by drawing, printing or other means.

4 General

4.1 Symbols shall be as shown in succeeding clauses of this part of ISO 3767. However, selected symbols and selected combined symbols, which are shown in outline form in this part of ISO 3767, may be shaded in actual use for clarity of reproduction and improved visual perception by the operator, except as otherwise noted for individual symbols.

4.2 Limitations inherent in some reproduction and display technologies may require increased line thickness or other minor modifications of symbols. Such modifications are acceptable provided the symbol remains unchanged in its basic graphical elements, and easily discernible by the operator.

4.3 Additionally, to improve the appearance and perceptibility of a graphical symbol or to coordinate with the design of the equipment to which it is applied, it may be necessary to change the line thickness or to round off the corners of the symbol. The graphical designer is normally free to make such changes provided that the essential perceptual characteristics of the symbol are maintained. See ISO 3461-1:1988, subclause 10.2.

4.4 For actual use, all symbols shall be reproduced large enough to be easily discernible by the operator. See ISO 3461-1 for guidelines for proper sizing of symbols. Symbols shall be used in the orientations shown in this part of ISO 3767 unless otherwise noted for individual symbols.

4.5 Most symbols are constructed using a building-block approach in which various symbols and symbol elements are combined in a logical manner to produce a new symbol. For example, symbol 8.4 for engine lubricating oil filter is a composite of symbol 6.1 for engine, symbol 6.5 for oil, and symbol 6.13 for filter.

4.6 If a symbol shows a machine or parts of a machine in a side view, a machine moving from right to left in the symbol area shall be assumed. If a symbol shows a machine or parts of a machine in an overhead (top) view, a machine moving from bottom to top in the symbol area shall be assumed.

4.7 Symbols on controls and displays shall have good contrast to their background. A light symbol on a dark background is preferred for most controls. Displays may use either a light symbol on a dark background or a dark symbol on a light background, depending upon which alternative provides the best visual perception. When a symbol image is reversed (for example, black to white and vice versa) it shall be done for the entire symbol.

4.8 Symbols shall be located on or adjacent to the control or display that is being identified. Where more than one symbol is required for a control, the symbols shall be located in relation to the control such that movement of the controls towards the symbol shall effect the function depicted by that symbol.

4.9 Arrows used in symbols shall conform to the requirements of ISO 4196. ISO 3461-1 shall be consulted for the general principles of creating symbols.

4.10 ISO/IEC registration numbers are shown for symbols in this International Standard. Registration numbers below 5000 refer to ISO 7000. Registration numbers above 5000 refer to IEC 417.

4.11 Letters and numerals may be used as symbols, but are not registered by ISO/TC 145 or published in ISO 7000. In clauses 9.8 to 9.17, letters and numerals have the meaning indicated when used in association with transmission gear controls and displays on tractors and machinery for agriculture and forestry. The fonts shown in this International Standard are not intended to be restrictive: other fonts may be substituted, but care shall be taken that legibility is maintained.

4.12 Symbols in this part of ISO 3767 are presented 32 % of original size. The grid marks "L" denote the corners of the 75 mm square of the graphic grid presented. The grid marks are not part of the symbol but are provided to ensure consistent presentation of all symbol graphics.

4.13 Microfiches of the symbols are available from the ISO/TC 145 Secretariat.

5 Colour

5.1 When used on illuminated displays, the following colours have the meanings indicated:






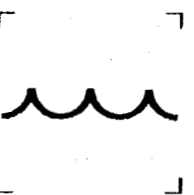
- red: failure or serious malfunction; requires immediate attention;
- yellow or amber: outside normal operating limits;
- green: normal operating condition.

5.2 In addition, certain colours are used for specific functions:

- blue: headlight main-/high-beam display;
- red: hazard warning display;
- green: turn signal display.

5.3 If colour is used on symbols for the heating and/or cooling systems, the colour red shall be used to indicate hot, and the colour blue shall be used to indicate cold.


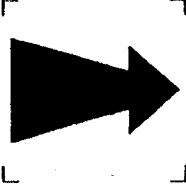
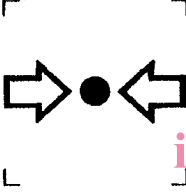
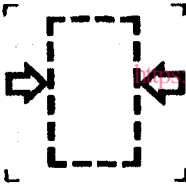
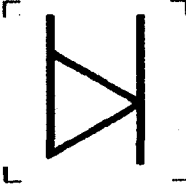
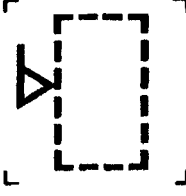
6 Basic symbol shapes

Symbol number	Symbol form/shape	Symbol description/application	ISO/IEC registration number
6.1		Engine	1156
6.2		Transmission	1166
6.3		Hydraulic system	1409
6.4		Brake system	1399
6.5		Oil	1056
6.6		Coolant (water)	0536

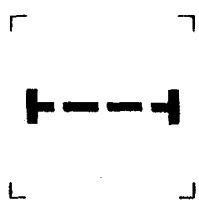
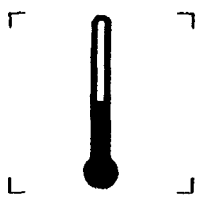


iTeh STANDARD PREVIEW
(standards.iteh.ai)

SIST ISO 3767-1:1995

<https://standards.iteh.ai/catalog/standards/sist/29393661-150e-4278-be91-2b8a29ecaf0d/sist-iso-3767-1-1995>

Symbol number	Symbol form/shape	Symbol description/application	ISO/IEC registration number
6.7		Intake air [To be used as symbol element only in combination with other symbols (e.g., engine). Shall be outline in all applications.]	1604
6.8		Exhaust gas [To be used as symbol element only in combination with other symbols (e.g., engine). Shall be shaded in all applications.]	1605
6.9		Pressure (To be used where the medium under pressure is not specified.)	1701
6.10		Pressure (For the creation of a combined symbol where the medium under pressure is specified, replace the dashed rectangle with a symbol for the medium.)	Application examples are not registered
6.11		Level indicator	Application of 0159
6.12		Liquid level (For the creation of a combined symbol where the fluid being measured is specified, replace the dashed rectangle by a symbol for the fluid.)	Application examples are not registered

iTeh STANDARD PREVIEW
(standards.iteh.ai)

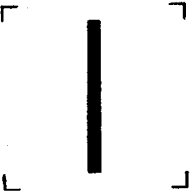
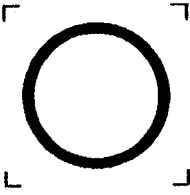
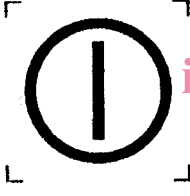
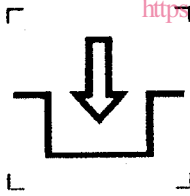
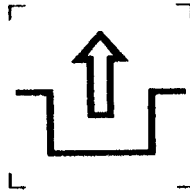
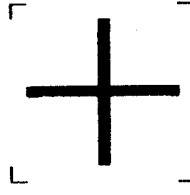
Symbol number	Symbol form/shape	Symbol description/application	ISO/IEC registration number
6.13		Filter	1369
6.14		Temperature	0034
6.15		Failure/malfunction (To be used as symbol element only in combination with other symbols.)	1603
6.16		Start switch/mechanism	1365

iTeh STANDARD PREVIEW
(standards.itech.ai)

SIST ISO 3767-1:1995




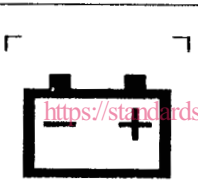
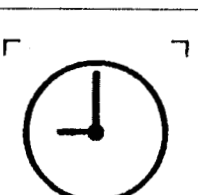
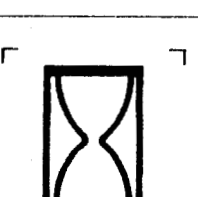
<https://standards.itech.ai/catalog/standards/sist/29393661-150e-4278-be91-2b8a29ecaf0d/sist-iso-3767-1-1995>







7 General symbols

Symbol number	Symbol form/shape	Symbol description/application	ISO/IEC registration number
7.1		On/start	5007
7.2		Off/stop	5008
7.3		On and off	5010
7.4		<p>Engage</p> <p>(Symbol may be rotated 90° for a clearer visual representation.)</p>	0022
7.5		<p>Disengage</p> <p>(Symbol may be rotated 90° for a clearer visual representation.)</p>	0023
7.6		Plus/increase/positive polarity	5005

iTeh STANDARD PREVIEW
(standards.iteh.ai)

SIST ISO 3767-1:1995
<https://standards.iteh.ai/catalog/standards/sist/29393661-150e-4278-be91-2b8a29eca0d/sist-iso-3767-1-1995>

Symbol number	Symbol form/shape	Symbol description/application	ISO/IEC registration number
7.7		Minus/decrease/negative polarity	5006
7.8		Horn	0244
7.9		Lighter	0620
7.10		Battery charging condition SIST ISO 3767-1:1995 https://standards.iteh.ai/catalog/standards/sist/29393661-150e-4278-be91-2b8a29ecaf0d/sist-iso-3767-1-1995	0247
7.11		Clock/time switch/timer	5184
7.12		Hourmeter/elapsed operating hours	1366

Symbol number	Symbol form/shape	Symbol description/application	ISO/IEC registration number
7.13		Seatbelt — Lap belt only	1702
7.14		Fast	Application examples are not registered
7.15		Slow	Application examples are not registered
7.16		Continuously variable — Linear <i>SIST ISO 3767-1:1995</i> <i>https://standards.iteh.ai/catalog/standards/sist/29393661-150e-4278-be91-2b8a29ecaf0d/sist-iso-3767-1-1995</i>	5004
7.17		Continuously variable — Rotational	1364
7.18		Volume empty	1563