

:]_gb]fUX]g]_g]ghYa]E5 bhYbYhdUlc _Uj Y lc _E5 bhYbYnUz gbYfUX]g_Y
g]ghYa YhdUlc _Uj Y lc _z]XYi Yc j ZY_j Yb bYa dUgi cX'%%; <nXc '* \$'; <n
E' "XY. JY lc _cj b]j Y dfYXghUj b]fa i `ha YX]g]L'VfYny] b]g]ghYa j dUgi cX' (\$ž
; <nXc'(' ž); <n

Fixed Radio Systems; Point to Multipoint Antennas; Antennas for point-to-multipoint fixed radio systems in the 11 GHz to 60 GHz band; Part 3: Multipoint Multimedia Wireless System in 40,5 GHz to 43,5 GHz

ITeH STANDARD PREVIEW
(standards.iteh.ai)

[SIST EN 301 215-3 V1.1.1:2003](https://standards.iteh.ai/catalog/standards/sist/a82360f9-a483-4131-802b-2c19c55ccda9/sist-en-301-215-3-v1-1-1-2003)

<https://standards.iteh.ai/catalog/standards/sist/a82360f9-a483-4131-802b-2c19c55ccda9/sist-en-301-215-3-v1-1-1-2003>

Ta slovenski standard je istoveten z: EN 301 215-3 Version 1.1.1

ICS:

33.060.30	Radiorelejni in fiksni satelitski komunikacijski sistemi	Radio relay and fixed satellite communications systems
33.120.40	Antene	Aerials

SIST EN 301 215-3 V1.1.1:2003 en

iTeh STANDARD PREVIEW
(standards.iteh.ai)

SIST EN 301 215-3 V1.1.1:2003

<https://standards.iteh.ai/catalog/standards/sist/a82360f9-a483-4131-802b-2c19c55ccda9/sist-en-301-215-3-v1-1-1-2003>

ETSI EN 301 215-3 V1.1.1 (2001-08)

European Standard (Telecommunications series)

**Fixed Radio Systems;
Point to Multipoint Antennas;
Antennas for point-to-multipoint fixed radio systems
in the 11 GHz to 60 GHz band;
Part 3: Multipoint Multimedia Wireless System
in 40,5 GHz to 43,5 GHz**

iTeh STANDARD PREVIEW
(standards.iteh.ai)

[SIST EN 301 215-3 V1.1.1:2003](https://standards.iteh.ai/catalog/standards/sist/a82360f9-a483-4131-802b-2c19c55ccda9/sist-en-301-215-3-v1-1-1-2003)

<https://standards.iteh.ai/catalog/standards/sist/a82360f9-a483-4131-802b-2c19c55ccda9/sist-en-301-215-3-v1-1-1-2003>



Reference

DEN/TM-04057-3

Keywordsantenna, DRRS, multipoint, radio, RLL,
transmission**ETSI**650 Route des Lucioles
F-06921 Sophia Antipolis Cedex - FRANCE

Tel.: +33 4 92 94 42 00 Fax: +33 4 93 65 47 16

Siret N° 348 623 562 00017 - NAF 742 C
Association à but non lucratif enregistrée à la
Sous-Préfecture de Grasse (06) N° 7803/88

iTeh STANDARD PREVIEW
(standards.iteh.ai)

SIST EN 301 215-3 V1.1.1:2003<https://standards.iteh.ai/catalog/standards/sist/a82360f9-a483-4131-802b-2c19c55ccda9/sist-en-301-215-3-v1-1-1-2003>

Important notice

Individual copies of the present document can be downloaded from:

<http://www.etsi.org>

The present document may be made available in more than one electronic version or in print. In any case of existing or perceived difference in contents between such versions, the reference version is the Portable Document Format (PDF). In case of dispute, the reference shall be the printing on ETSI printers of the PDF version kept on a specific network drive within ETSI Secretariat.

Users of the present document should be aware that the document may be subject to revision or change of status. Information on the current status of this and other ETSI documents is available at <http://www.etsi.org/tb/status/>

If you find errors in the present document, send your comment to:
editor@etsi.fr

Copyright Notification

No part may be reproduced except as authorized by written permission.
The copyright and the foregoing restriction extend to reproduction in all media.

© European Telecommunications Standards Institute 2001.
All rights reserved.

Contents

Intellectual Property Rights	4
Foreword	4
1 Scope.....	5
2 References	5
3 Definitions, symbols and abbreviations	5
4 Electrical characteristics	6
4.1 Terminal Station antennas.....	6
4.1.1 TS radiation pattern envelope	6
4.1.2 TS minimum antenna boresight gain.....	8
4.2 Central station sectored antennas	9
4.2.1 CS azimuth radiation pattern envelopes, sectored.....	9
4.2.2 Minimum boresight gain, sectored.....	12
4.3 Central station sectored elevation RPEs	12
4.4 Central Station omni-directional antennas	13
4.4.1 CS Omni Elevation RPEs.....	13
4.4.1.1 Symmetric elevation RPEs.....	14
4.4.1.2 Asymmetric elevation patterns	14
4.5 Polarization, terminal station and central station antennas.....	15
4.6 Radomes	15
5 Conformance Tests	15
Annex A (informative): Bibliography.....	16
History	17

ITeH STANDARD PREVIEW
(standards.iteh.ai)

[SIST EN 301 215-3 V1.1.1:2003](https://standards.iteh.ai/catalog/standards/sist/a82360f9-a483-4131-802b-2c19c55ccda9/sist-en-301-215-3-v1-1-1-2003)

<https://standards.iteh.ai/catalog/standards/sist/a82360f9-a483-4131-802b-2c19c55ccda9/sist-en-301-215-3-v1-1-1-2003>

Intellectual Property Rights

IPRs essential or potentially essential to the present document may have been declared to ETSI. The information pertaining to these essential IPRs, if any, is publicly available for **ETSI members and non-members**, and can be found in ETSI SR 000 314: "*Intellectual Property Rights (IPRs); Essential, or potentially Essential, IPRs notified to ETSI in respect of ETSI standards*", which is available from the ETSI Secretariat. Latest updates are available on the ETSI Web server (<http://www.etsi.org/ipr>).

Pursuant to the ETSI IPR Policy, no investigation, including IPR searches, has been carried out by ETSI. No guarantee can be given as to the existence of other IPRs not referenced in ETSI SR 000 314 (or the updates on the ETSI Web server) which are, or may be, or may become, essential to the present document.

Foreword

This European Standard (Telecommunications series) has been produced by ETSI Technical Committee Transmission and Multiplexing (TM).

The present document is part 3 of a multi-part deliverable covering requirements for antennas in conjunction with multipoint (MP) systems necessary to facilitate frequency co-ordination between services in the frequency bands 11 GHz to 60 GHz, as identified below:

Part 1: "General aspects";

Part 2: "24 GHz to 30 GHz";

Part 3: "Multipoint Multimedia Wireless system in 40,5 GHz to 43,5 GHz";

Part 4: "Multipoint Multimedia Wireless system in 30 GHz to 40,5 GHz".

The present document is organized in the following way. Part 1 gives general information about the scope, normative references, definitions, classification, normative and informative electrical and mechanical characteristics. Part 1 is the framework for further parts, where distinct values of normative characteristics for a given frequency sub-band are defined. Consequently, Part 1 in combination with another part forms the EN for a given sub-band.

National transposition dates

Date of adoption of this EN:	13 July 2001
Date of latest announcement of this EN (doa):	31 October 2001
Date of latest publication of new National Standard or endorsement of this EN (dop/e):	30 April 2002
Date of withdrawal of any conflicting National Standard (dow):	30 April 2002

1 Scope

The present document specifies the essential electrical requirements for linear polarization, fixed beam antennas to be utilized with new multipoint (P-MP and MP-MP) Multimedia Wireless Systems (MWS), including central station, repeater and terminal station applications, operating in frequency bands from 11 GHz to 60 GHz. These systems use various multiple access schemes. Antennas may be aligned manually, by electromechanical or by switching between a set of antennas. Electronically steered antenna arrays, and circularly polarized antennas are not considered in the present document.

The present document, taken together with EN 301 215-1 [5], specifies the requirements for MWS (Multimedia Wireless Systems) [3] operating in the frequency range 40,5 GHz to 43,5 GHz.

A Regulatory Authority may impose tighter requirements than the minimum values given in the present document, in order to maximize the use of scarce spectrum resources.

For some high gain multipoint requirements, antennas may be used having performance as per the appropriate point-to-point antenna standard. For these antennas, minimum requirements are given in [2].

2 References

The following documents contain provisions which, through reference in this text, constitute provisions of the present document.

- References are either specific (identified by date of publication, edition number, version number, etc.) or non-specific.
- For a specific reference, subsequent revisions do not apply.
- For a non-specific reference, subsequent revisions do apply.

- [1] Void. <https://standards.iteh.ai/catalog/standards/sist/a82360f9-a483-4131-802b-2c19c55ccda9/sist-en-301-215-3-v1-1-1-2003>
- [2] ETSI EN 300 833: "Fixed Radio Systems; Point-to-point Antennas; Antennas for point-to-point fixed radio systems operating in the frequency band 3 GHz to 60 GHz".
- [3] CEPT ERC/DEC/(99)15: "ERC Decision of 1 June 1999 on the designation of the harmonised frequency band 40.5 to 43.5 GHz for the introduction of Multimedia Wireless Systems (MWS) including Multipoint Video Distribution Systems (MVDS)".
- [4] ETSI EN 301 126-3-2: "Fixed Radio Systems; Conformance testing; Part 3-2: Point-to-Multipoint antennas - Definitions, general requirements and test procedures".
- [5] ETSI EN 301 215-1: "Fixed Radio Systems; Point-to-multipoint Antennas; Antennas for point-to-multipoint fixed radio systems in the 11 GHz to 60 GHz band; Part 1: General aspects".

3 Definitions, symbols and abbreviations

For the purposes of the present document, the definitions symbols and abbreviations given in EN 301 215-1 [5] apply.

4 Electrical characteristics

4.1 Terminal Station antennas

The RPEs and gain parameters apply for both horizontal and vertical linearly polarized antennas.

4.1.1 TS radiation pattern envelope

The co-polar and cross-polar radiation patterns for both azimuth and elevation, shall not exceed the RPE(s) defined in the following list:

Class TS1: table 1a, figure 1a

The gain values defined are all relative to maximum, actual gain at the measurement frequency.

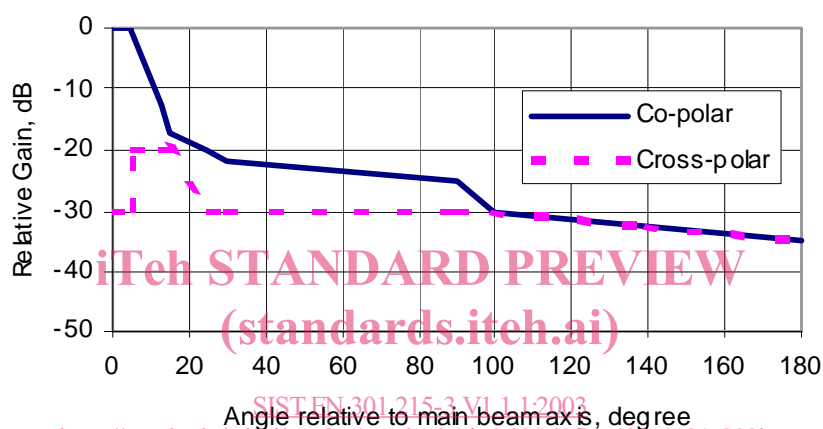


Figure 1a: Class TS1 terminal station antenna

Table 1a: Class TS1

Angle (degree)	Co-polar (dB)	Angle (degree)	Cross-polar (dB)
0	0	0	-30
5	0	5	-30
15	-17	5	-20
30	-22	12.5	-20
90	-25	25	-30
100	-30	100	-30
180	-35	180	-35

Class TS2: table 1b, figure 1b

The gain values defined are all relative to maximum, actual gain at the measurement frequency.

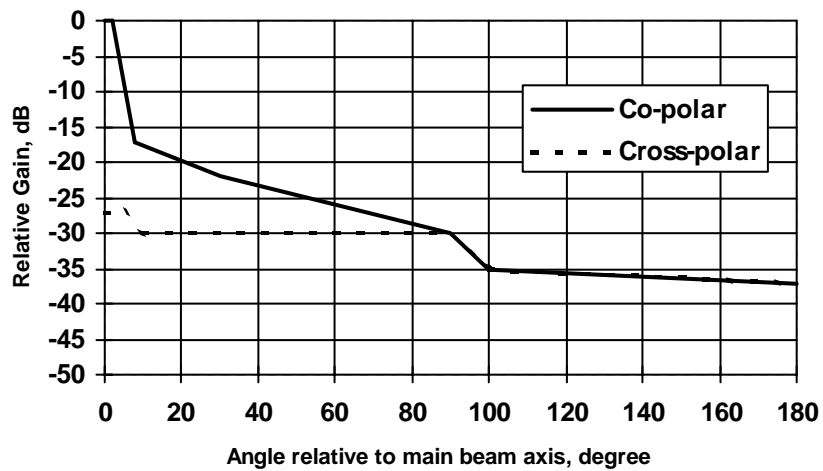


Figure 1b: Class TS2 terminal station antenna

Table 1b Class TS2

Angle (degree)	Co-polar (dB)	Angle (degree)	Cross-polar (dB)
0	0	0	-27
2	0	5	-27
8	-17	10	-30
30	-22	90	-30
90	-30	100	-35
100	-35	180	-37
180	-37		

Class TS3: table 1c, figure 1c

The gain values defined are all relative to maximum, actual gain at the measurement frequency.

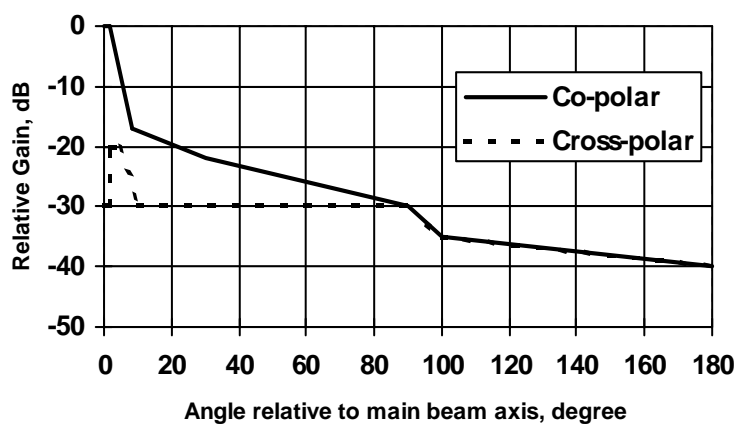


Figure 1c: Class TS3 terminal station antenna