



Designation: **E3068 – 17** **E3068 – 17<sup>ε1</sup>**

# Standard Test Method for Contact Measurement of Backface Deformation in Clay Backing During Body Armor Testing<sup>1</sup>

This standard is issued under the fixed designation E3068; the number immediately following the designation indicates the year of original adoption or, in the case of revision, the year of last revision. A number in parentheses indicates the year of last reapproval. A superscript epsilon ( $\epsilon$ ) indicates an editorial change since the last revision or reapproval.

---

<sup>ε1</sup> NOTE—Added research report footnote to Section 12 editorially in April 2017.

---

## 1. Scope

1.1 This test method describes test methods for the contact measurement of backface deformation (BFD) in clay backing caused by a test threat that produces a partial penetration in a body armor test item.

1.2 This test method is applicable to testing of planar and nonplanar soft armor and hard armor.

1.3 This test method is not applicable to testing of helmets.

1.4 The purpose of this test method is to achieve consistent measurements between laboratories and reduce differences that could result from using different measurement techniques.

1.5 It is anticipated that this test method will be referenced by certifiers, purchasers, and other users in order to meet their specific needs.

1.6 This test method does not specify BFD performance requirements for body armor. The performance requirements are included in other standards or specifications. The decision rules for determining conformance to specifications and the consideration of uncertainty are also included in other standards or specifications.

1.7 *Units*—The values stated in SI units are to be regarded as standard. Where appropriate, mathematical conversions to non-SI units are provided in parentheses for informational purposes.

1.8 *This standard does not purport to address all of the safety concerns, if any, associated with its use. It is the responsibility of the user of this standard to establish appropriate safety and health practices and determine the applicability of regulatory limitations prior to use.*

1.9 *This international standard was developed in accordance with internationally recognized principles on standardization established in the Decision on Principles for the Development of International Standards, Guides and Recommendations issued by the World Trade Organization Technical Barriers to Trade (TBT) Committee.*

## 2. Referenced Documents

2.1 *ASTM Standards:*<sup>2</sup>

[E3004 Specification for Preparation and Verification of Clay Blocks Used in Ballistic-Resistance Testing of Torso Body Armor](#)

[E3005 Terminology for Body Armor](#)

2.2 *Other Standards:*

[MIL-STD-3027 Department of Defense Test Method Standard for Performance Requirements and Testing of Body Armor](#)<sup>3</sup>

[NIJ Standard 0101.06 Ballistic Resistance of Body Armor](#)<sup>4</sup>

[National Research Council Testing of Body Armor Materials Phase III](#)<sup>5</sup>

---

<sup>1</sup> This test method is under the jurisdiction of ASTM Committee E54 on Homeland Security Applications and is the direct responsibility of Subcommittee E54.04 on Personal Protective Equipment (PPE).

Current edition approved Feb. 1, 2017. Published March 2017. DOI: ~~10.1520/E3068-17~~10.1520/E3068-17E01.

<sup>2</sup> For referenced ASTM standards, visit the ASTM website, [www.astm.org](http://www.astm.org), or contact ASTM Customer Service at [service@astm.org](mailto:service@astm.org). For *Annual Book of ASTM Standards* volume information, refer to the standard's Document Summary page on the ASTM website.

<sup>3</sup> Available from IHS, 15 Inverness Way East, Englewood, CO 80112, <http://www.global.ihs.com>.

<sup>4</sup> Available from National Institute of Justice (NIJ), 810 7th St., NW, Washington, DC 20531, <http://nij.gov>.

<sup>5</sup> Available from The National Academies Press, 500 Fifth St., NW, Washington, DC 20001, <https://www.nap.edu>.

### 3. Terminology

3.1 The terms and definitions of Terminology E3005 apply for the following terms: *backface deformation*, *backing fixture*, *backing material*, *body armor*, *complete penetration*, *hard armor*, *nonplanar*, *partial penetration*, *soft armor*, *test item*, and *test threat*.

3.2 *Definitions of Terms Specific to This Standard:*

3.2.1 *applique, n*—backing material intended to fill the space behind a nonplanar test item during testing or conditioning procedures.

3.2.2 *backface deformation (BFD), n*—the indentation in the backing material caused by a projectile impact on the test item during testing. **E3005**

3.2.2.1 *Discussion*—

See Fig. 1.

3.2.3 *bridge gauge, n*—an assembly used for measuring that consists of a depth gauge and supports that rest on opposite sides of the backing fixture. **E3004**

3.2.3.1 *Discussion*—

See Fig. 2 for a photograph of a bridge gauge.

3.2.4 *check standard, n*—stable, durable artifact that may be used for training, comparing among measuring instruments, and checking instruments prior to and after calibration, maintenance, or normal use to detect changes in the instruments.

3.2.5 *clay block, n*—a type of backing assembly in which the backing material is ROMA Plastilina No. 1<sup>®6</sup> modeling clay. **E3004**

<sup>6</sup> U.S. Government standards require ROMA Plastilina No. 1<sup>®</sup>, from Sculpture House, Inc., as the backing material for ballistic-resistance testing.

3.2.5.1 *Discussion*—

See Fig. 3 for a graphical representation of a clay block.

3.2.6 *depth gauge, n*—instrument (for example, caliper) used to measure the indentations in the backing material.

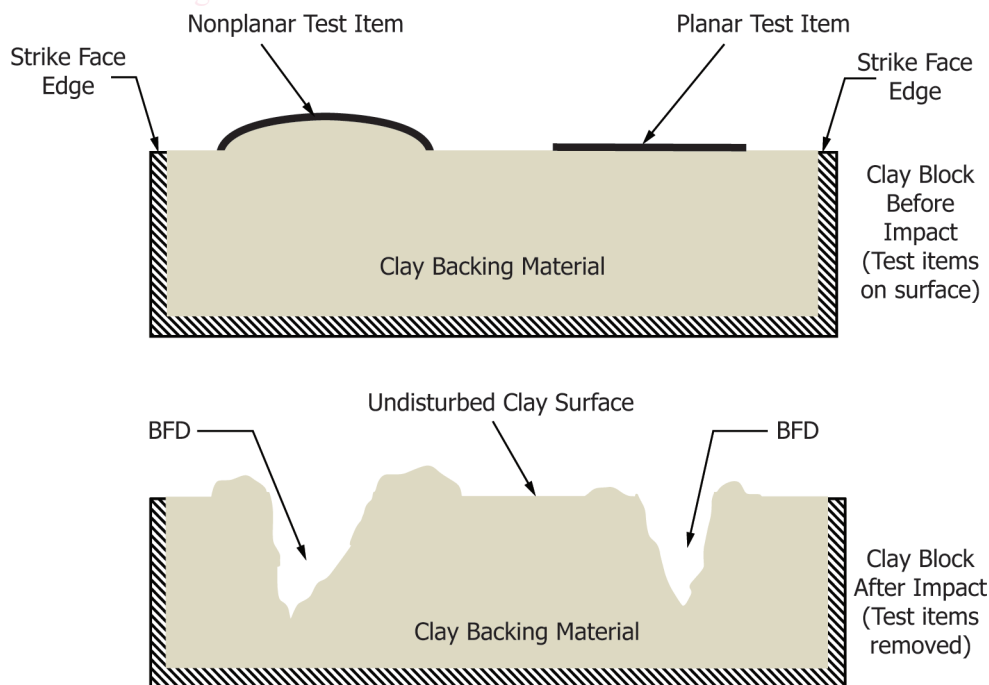


FIG. 1 Examples of Backface Deformation (Side View)


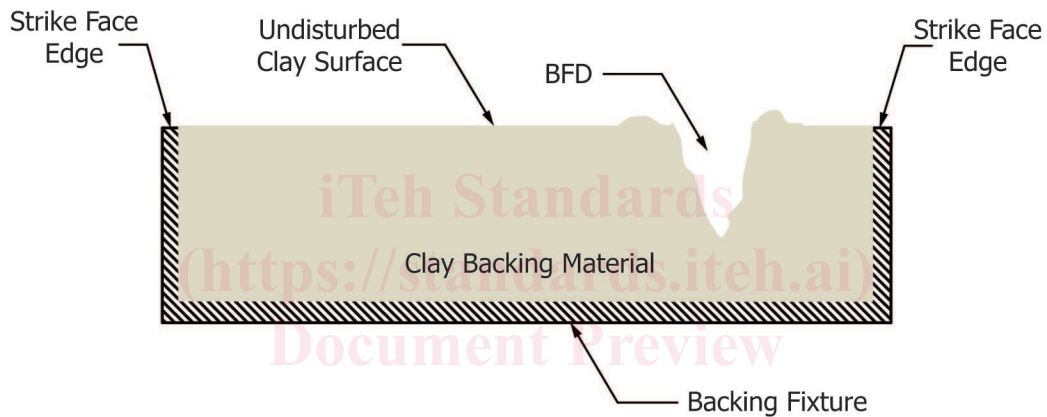


FIG. 2 Photograph of Bridge Gauge



ASTM E3068-17e1

<https://standards.iteh.ai/ca> Note: Strike face edge is synonymous with backing fixture edge. [53/astm-e3068-17e1](https://standards.iteh.ai/53/astm-e3068-17e1)

FIG. 3 Side View of Clay Block (After Impact)

3.2.7 *floating gauge, n*—a depth gauge that rests on the surface of the backing material.

3.2.8 *striking device, n*—a device used on a clay block to establish an appropriate, flat surface on the clay backing material with respect to the backing fixture edges. **E3004**

#### 4. Summary of Test Method

4.1 Ballistic testing of body armor typically requires shooting body armor test items mounted on clay blocks.

4.2 One of the ballistic test methods for body armor specifies that the BFD be measured when shooting of the test item results in a partial penetration. When the shot results in a complete penetration, BFD is not measured.

4.3 This test method describes the measurement instrumentation, the BFD measurand, and the procedure for the use of contact measurement instruments.

#### 5. Significance and Use

5.1 U.S. Department of Defense and U.S. Department of Justice standards for assessing the performance of ballistic-resistant torso body armor require the measurement of BFD on backing assemblies made with *ROMA Plastilina No. 1*<sup>®</sup>.

5.2 This test method may be applicable for certification testing or for research and development testing.

#### 6. Equipment and Instrumentation

6.1 The measuring instrument shall have a resolution of 0.01 mm (0.0004 in.) or better with an accuracy of  $\pm 0.1$  mm (0.004 in.) or better.