

INTERNATIONAL STANDARD

ISO
4038

Third edition
1996-02-15

Road vehicles — Hydraulic braking systems — Simple flare pipes, tapped holes, male fittings and hose end fittings

*Véhicules routiers — Dispositifs de freinage hydraulique — Tuyauteries à
simple renflement, logements, raccords mâles et embouts de flexibles*

(<https://standards.iteh.ai>)
Document Preview

ISO 4038:1996

<https://standards.iteh.ai/catalog/standards/iso/39cece26-c8f0-433c-a3bf-56ee3ce044bd/iso-4038-1996>



Reference number
ISO 4038:1996(E)

Foreword

ISO (the International Organization for Standardization) is a worldwide federation of national standards bodies (ISO member bodies). The work of preparing International Standards is normally carried out through ISO technical committees. Each member body interested in a subject for which a technical committee has been established has the right to be represented on that committee. International organizations, governmental and non-governmental, in liaison with ISO, also take part in the work. ISO collaborates closely with the International Electrotechnical Commission (IEC) on all matters of electrotechnical standardization.

Draft International Standards adopted by the technical committees are circulated to the member bodies for voting. Publication as an International Standard requires approval by at least 75 % of the member bodies casting a vote.

International Standard ISO 4038 was prepared by Technical Committee ISO/TC 22, *Road vehicles*, Subcommittee SC 2, *Brake systems and equipment*.

This third edition cancels and replaces the second edition (ISO 4038:1984), which has been technically revised.

Annex A of this International Standard is for information only.

© ISO 1996

All rights reserved. Unless otherwise specified, no part of this publication may be reproduced or utilized in any form or by any means, electronic or mechanical, including photocopying and microfilm, without permission in writing from the publisher.

International Organization for Standardization
Case postale 56 • CH-1211 Genève 20 • Switzerland

Printed in Switzerland

Road vehicles — Hydraulic braking systems — Simple flare pipes, tapped holes, male fittings and hose end fittings

iTeh Standards
(<https://standards.iteh.ai>)
Document Preview

1 Scope

ISO 4038:1996

This International Standard specifies the essential dimensions and physical characteristics for metallic pipes, pipes with single flares, tapped holes, male fittings, and hose end fittings used in hydraulic braking systems for road vehicles.

2 Normative reference

The following standard contains provisions which, through reference in this text, constitute provisions of this International Standard. At the time of publication, the edition indicated was valid. All standards are subject to revision, and parties to agreements based on this International Standard are encouraged to investigate the possibility of applying the most recent edition of the standard indicated below. Members of IEC and ISO maintain registers of currently valid International Standards.

ISO 9227:1990, *Corrosion tests in artificial atmospheres — Salt spray tests*.

3 Pipes

Pipes shall be made from double-walled rolled pipe of dimensions conforming to table 1.

Pipes may be flanged at both ends with male fittings (see figure 1). Flanges shall be as shown in figure 2 and table 2.

Pipes with additional plastic coating may be used; however, these pipes shall be compatible with male fittings, tapped holes, and flares as specified in this International Standard.

Steel tubes shall have the following mechanical characteristics:

- tensile strength¹⁾:
yield point:
elongation at break¹⁾
hardness:
- ≥ 290 MPa
≥ 200 MPa
≥ 25 %
≤ 55 HR30T

The inner and outer surfaces of the tube shall be free from oxidation. The outer surface shall be protected against corrosion and shall withstand the NSS salt spray test in accordance with ISO 9227 for at least 96 h.

Table 1 — Dimensions of pipes

		Dimensions in millimetres				
Outside diameter of bare pipe ¹⁾	D	nom.	4,75	6	8	10
		tol.	± 0,07	± 0,07	± 0,07	± 0,07
Wall thickness	e_1	nom.	0,7	0,7	0,7	0,7
		tol.	± 0,07	± 0,07	± 0,07	± 0,07
Outside diameter, with surface protection	D_1	max.	4,97	6,22	8,22	10,22
Minimum burst pressure		MPa ²⁾	110	85	67,5	55
Average mass per metre		kg/m	0,07	0,09	0,12	0,16
NOTE — The circumferential tolerance of the pipes shall be contained within the outside diameter tolerance.						
1) Bare pipe means a pipe without surface treatment. Pipes which have been manufactured from surface-treated sheet material are considered to be bare pipes.						
2) 1 MPa = 10 bar						

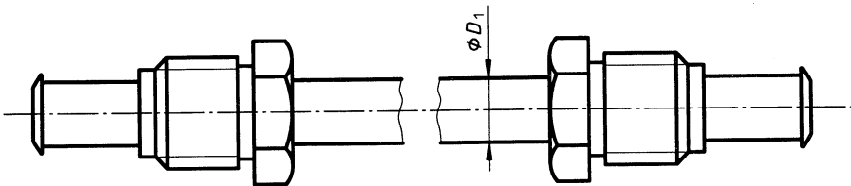


Figure 1 — Pipe flanged at both ends with male fittings

1) For pipes which are to be bent.

Dimensions in millimetres
Roughness values in micrometres

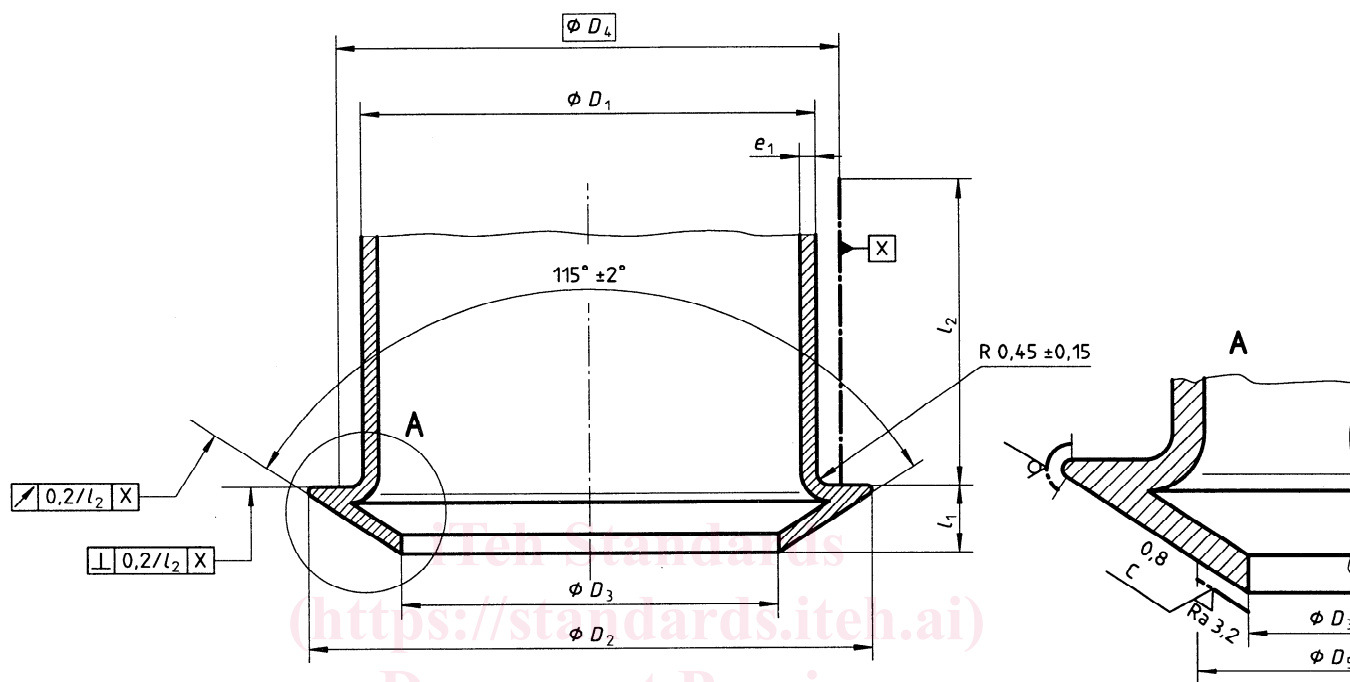


Figure 2 — Single flare

ISO 4038:1996

<https://standards.itech.ai/catalog/standards/iso/39cece26-c8f0-433c-a3bf-56ee3ce044bd/iso-4038-1996>

Table 2 — Dimensions of single flares

Dimensions in millimetres

Tube diameter D nom.	D_1 max.	D_2 js14	D_3 $+0,3$ $-0,2$	D_4 ref.	D_5 min.	l_1 $\pm 0,3$	l_2 min.
4,75	4,97	7,1	3,2	6	5,5	2,5	17
6	6,22	8,4	4,5	7,3	6,8	2,5	18
8	8,22	10,7	6,5	9,3	8,8	2,7	24
10	10,22	12,7	8,5	11,3	10,8	3	28

4 Tapped holes for cone sealing

Dimensions of tapped holes for cone sealing shall be as shown in figure 3 and table 3. At the discretion of the manufacturer, the hole entry may be as shown in figure 4.

Dimensions in millimetres
Roughness values in micrometres

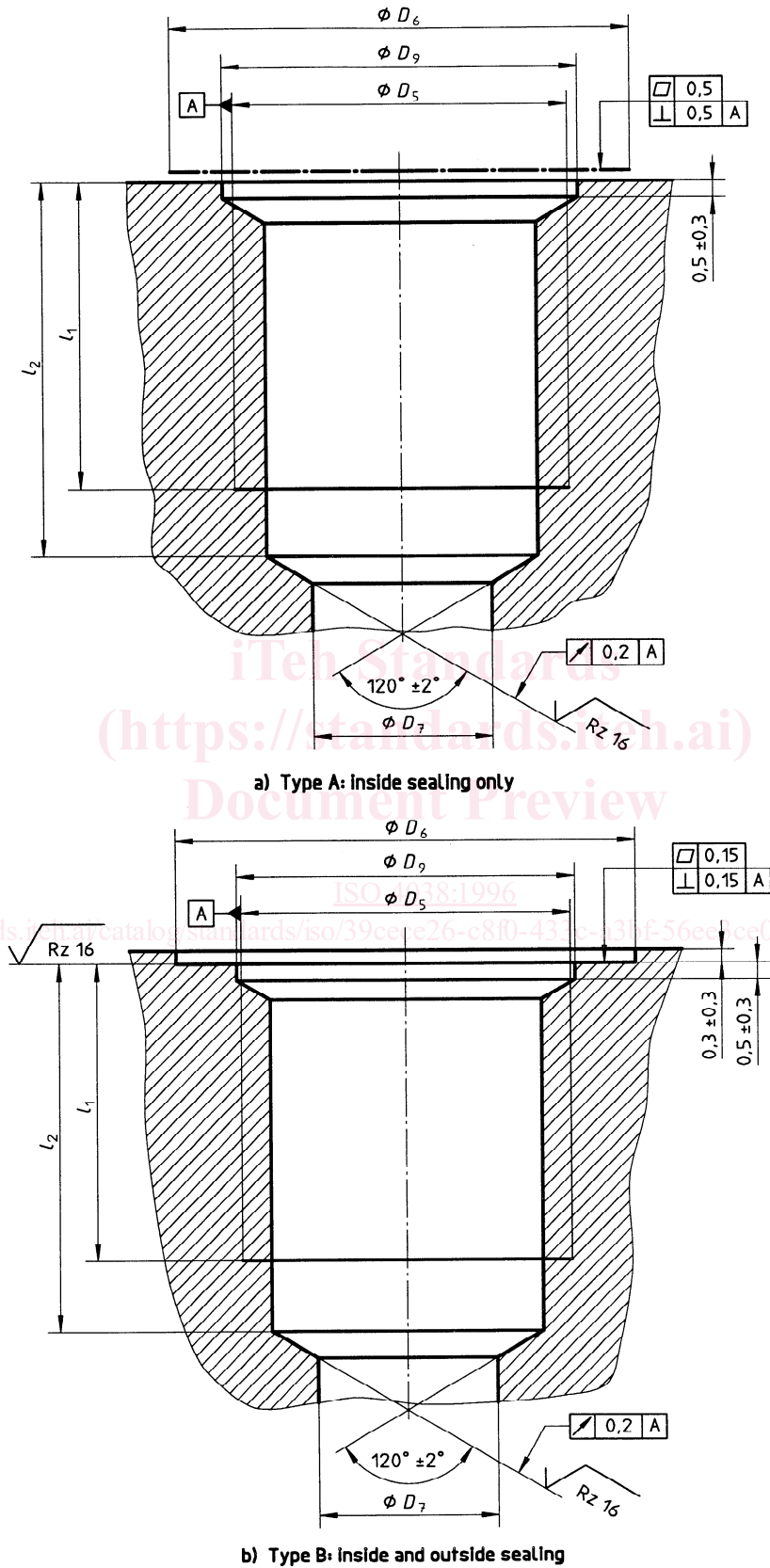


Figure 3 — Tapped holes for cone sealing