

INTERNATIONAL STANDARD

ISO
4129

Second edition
1990-10-15

Mopeds — Symbols for controls, indicators and tell-tales

iTeh STANDARD PREVIEW
Cyclomoteurs — Symboles pour les commandes, indicateurs et témoins
(standards.iteh.ai)

[ISO 4129:1990](https://standards.iteh.ai/catalog/standards/sist/a00be12e-b70a-4f10-888d-46a3a11a8ef7/iso-4129-1990)

<https://standards.iteh.ai/catalog/standards/sist/a00be12e-b70a-4f10-888d-46a3a11a8ef7/iso-4129-1990>



Reference number
ISO 4129:1990(E)

Foreword

ISO (the International Organization for Standardization) is a worldwide federation of national standards bodies (ISO member bodies). The work of preparing International Standards is normally carried out through ISO technical committees. Each member body interested in a subject for which a technical committee has been established has the right to be represented on that committee. International organizations, governmental and non-governmental, in liaison with ISO, also take part in the work. ISO collaborates closely with the International Electrotechnical Commission (IEC) on all matters of electrotechnical standardization.

Draft International Standards adopted by the technical committees are circulated to the member bodies for voting. Publication as an International Standard requires approval by at least 75 % of the member bodies casting a vote.

International Standard ISO 4129 was prepared by Technical Committee ISO/TC 22, *Road vehicles*.

This second edition cancels and replaces the first edition (ISO 4129:1978), of which it constitutes a technical revision.

Annex A of this International Standard is for information only.

© ISO 1990

All rights reserved. No part of this publication may be reproduced or utilized in any form or by any means, electronic or mechanical, including photocopying and microfilm, without permission in writing from the publisher.

International Organization for Standardization
Case Postale 56 • CH-1211 Genève 20 • Switzerland

Printed in Switzerland

Mopeds — Symbols for controls, indicators and tell-tales

1 Scope

This International Standard specifies the symbols, i.e. conventional signs, used to identify certain controls, indicators and tell-tales on a moped and to facilitate their usage.¹⁾

It also indicates the colours of possible optical tell-tales which warn the driver of the operation or malfunctioning of the devices and equipment connected to the corresponding controls.

This International Standard applies to those controls which are fitted on the instrument panel, or in the immediate vicinity of the moped driver, moped being as defined in ISO 3833.

It is not mandatory to adopt a symbol for all controls likely to be fitted on the moped. Nevertheless, when symbols are provided (because they have been enforced by law or for any manufacturer's reason), their type shall be as specified in this International Standard.

2 Normative references

The following standards contain provisions which, through reference in this text, constitute provisions of this International Standard. At the time of publication, the editions indicated were valid. All standards are subject to revision, and parties to agreements based on this International Standard are encouraged to investigate the possibility of applying the most recent editions of the standards indicated below. Members of IEC and ISO maintain registers of currently valid International Standards.

ISO 3833:1977, *Road vehicles — Types — Terms and definitions*.

ISO 7000:1989, *Graphical symbols for use on equipment — Index and synopsis*.

IEC 417:1973, *Graphical symbols for use on equipment — Index, survey and compilation of the single sheets*.

3 General

3.1 The symbols shall be such that, when viewed by the driver, they are as shown in clause 4.

3.2 The symbols shall be placed on or adjacent to the control of tell-tales to be identified; where this is not possible, the symbol and the control or tell-tale shall be joined by a continuous line which is as short as possible.

3.3 Symbols on controls and tell-tales shall contrast well with their background (preferably light symbol on dark background).

3.4 The symbols and tell-tales shall be recognizable by the driver from his seated position.

3.5 Focused light shall be represented by parallel rays and diffuse light by divergent rays.

3.6 If colours are used for the symbols for the heating and ventilation system of the driver's compartment, the colour red shall be used to indicate hot and the colour blue to indicate cold.

3.7 When the following colours are used on optical tell-tales, they shall have the meanings indicated below:

Red: Danger

Yellow: Caution

Green: Safe










(Blue is used only for the main-beam headlamp tell-tales.)






1) Prints of these symbols for reproduction purposes may be obtained from the ISO Central Secretariat.

4 Designation and illustration of symbols

Symbols used for controls, indicators or tell-tales and their registration numbers in ISO 7000:1989 or IEC 417:1973 are given in table 1.

Table 1

No.	Control, indicator or tell-tale designation	Symbol	Additional specifications
4.1	Main-beam [upper-beam] [high-beam] headlamp ¹⁾	 2)	ISO 7000-0082 Steady blue tell-tale
4.2	Dipped-beam [lower-beam] headlamp ¹⁾	 2)	ISO 7000-0083
4.3	Direction indicator; turn-signal	 2) 3)	ISO 7000-0084 Flashing amber or green tell-tale
4.4	Hazard warning ⁴⁾	 2)	ISO 7000-0085 Simultaneous operation of both direction indicator tell-tales, or separate red signal.
4.5	Choke; cold starting aid		ISO 7000-0243
4.6	Horn		ISO 7000-0244
4.7	Fuel		ISO 7000-0245
4.8	Engine coolant temperature		ISO 7000-0246
4.9	Battery charging condition		ISO 7000-0247

No.	Control, indicator or tell-tale designation	Symbol	Additional specifications
4.10	Engine oil		ISO 7000-0248
4.11	Front fog lamp ⁵⁾		ISO 7000-0633 Steady green tell-tale
4.12	Rear fog lamp ⁵⁾		ISO 7000-0634 Steady amber tell-tale
4.13	Master lighting switch		IEC 417-5012
4.14	Engine ignition cut-off		
<p style="text-align: center;">iTeh STANDARD PREVIEW (standards.iteh.ai)</p> <p>1) A control which operates the main-beam and the dipped-beam alternately may include two symbols, one for each of the positions (main-beam, dipped-beam).</p> <p>2) Framed areas of this symbol may be solid. ISO 4129:1990</p> <p>3) It is permissible to separate the left and right arrows.</p> <p>4) This symbol applies only to the control and to the separate red tell-tale.</p> <p>5) If one control is used for both front and rear fog lamps, the symbol used shall be the one designated "front fog lamp".</p>			

Annex A
(informative)

Bibliography

[1] ISO 2575:1982, *Road vehicles — Symbols for controls, indicators and tell-tales.*

[2] ISO 7227:1987, *Road vehicles — Lighting and light signalling devices — Vocabulary.*

iTeh STANDARD PREVIEW
(standards.iteh.ai)

ISO 4129:1990
<https://standards.iteh.ai/catalog/standards/sist/a00be12e-b70a-4f10-888d-46a3a11a8ef7/iso-4129-1990>

iTeh STANDARD PREVIEW
(standards.iteh.ai)

This page intentionally left blank

ISO 4129:1990

<https://standards.iteh.ai/catalog/standards/sist/a00be12e-b70a-4f10-888d-46a3a11a8ef7/iso-4129-1990>

iTeh STANDARD PREVIEW
(standards.iteh.ai)

ISO 4129:1990

<https://standards.iteh.ai/catalog/standards/sist/a00be12e-b70a-4f10-888d-46a3a11a8ef7/iso-4129-1990>

UDC 629.118.35.05:003.62

Descriptors: road vehicles, mopeds, control devices, tell-tales, indicating instruments, symbols, graphic symbols.

Price based on 4 pages
