



Designation: D187 – 18

## Standard Test Method for Burning Quality of Kerosene<sup>1</sup>

This standard is issued under the fixed designation D187; the number immediately following the designation indicates the year of original adoption or, in the case of revision, the year of last revision. A number in parentheses indicates the year of last reapproval. A superscript epsilon ( $\epsilon$ ) indicates an editorial change since the last revision or reapproval.

*This standard has been approved for use by agencies of the U.S. Department of Defense.*

### 1. Scope\*

1.1 This test method covers the qualitative determination of the burning properties of kerosene to be used for illuminating purposes. (**Warning**—Combustible. Vapor harmful.)

NOTE 1—The corresponding Energy Institute (IP) test method is IP 10 which features a quantitative evaluation of the wick-char-forming tendencies of the kerosene, whereas Test Method D187 features a qualitative performance evaluation of the kerosene. Both test methods subject the kerosene to somewhat more severe operating conditions than would be experienced in typical designated applications.

1.2 The values stated in SI units are to be regarded as standard. No other units of measurement are included in this standard.

1.3 *This standard does not purport to address all of the safety concerns, if any, associated with its use. It is the responsibility of the user of this standard to establish appropriate safety, health, and environmental practices and determine the applicability of regulatory limitations prior to use.* Specific warning statements appear throughout the test method.

1.4 *This international standard was developed in accordance with internationally recognized principles on standardization established in the Decision on Principles for the Development of International Standards, Guides and Recommendations issued by the World Trade Organization Technical Barriers to Trade (TBT) Committee.*

### 2. Referenced Documents

2.1 *ASTM Standards:*<sup>2</sup>

D91 Test Method for Precipitation Number of Lubricating Oils  
D3699 Specification for Kerosine

D4057 Practice for Manual Sampling of Petroleum and Petroleum Products

D4175 Terminology Relating to Petroleum Products, Liquid Fuels, and Lubricants

D4177 Practice for Automatic Sampling of Petroleum and Petroleum Products

2.2 *Energy Institute Standard:*<sup>3</sup>

IP 10 Determination of kerosine burning characteristics—24 hour method

2.3 *Other Document:*<sup>4</sup>

Formulas for Denatured Alcohol and Rum Treasury Dept., U. S. Bureau of Alcohol, Tobacco, and Firearms, Publication No. 368

### 3. Terminology

3.1 See Terminology D4175 for terms used in this test method.

### 4. Summary of Test Method

4.1 The kerosene sample is burned for 16 h in a specified lamp under specified conditions. The average rate of burning, the change in the shape of the flame, and the density and color of the chimney deposit are reported.

### 5. Significance and Use

5.1 Since the information provided by this test method is largely qualitative in nature, specific limits covering the following characteristics are required in referring to this test method in specifications for kerosene:

5.1.1 Duration of the test: 16 h is understood, if not otherwise specified;

5.1.2 Permissible change in flame shape and dimensions during the test;

5.1.3 Description of the acceptable appearance of the chimney deposit.

<sup>1</sup> This test method is under the jurisdiction of ASTM Committee D02 on Petroleum Products, Liquid Fuels, and Lubricants and is the direct responsibility of Subcommittee D02.E0 on Burner, Diesel, Non-Aviation Gas Turbine, and Marine Fuels.

Current edition approved April 1, 2018. Published April 2018. Originally approved in 1948. Last previous edition approved in 2013 as D187 – 08 (2013). DOI: 10.1520/D0187-18.

<sup>2</sup> For referenced ASTM standards, visit the ASTM website, www.astm.org, or contact ASTM Customer Service at service@astm.org. For *Annual Book of ASTM Standards* volume information, refer to the standard's Document Summary page on the ASTM website.

<sup>3</sup> Available from Energy Institute, 61 New Cavendish St., London, W1G 7AR, U.K., <http://www.energyinst.org>.

<sup>4</sup> Available from U.S. Government Printing Office, Superintendent of Documents, 732 N. Capitol St., NW, Mail Stop IDCC, Washington, DC 20401, <http://www.gpo.gov/fdsys>.

\*A Summary of Changes section appears at the end of this standard

## 6. Apparatus

6.1 *Lamp Assembly*,<sup>5</sup> conforming essentially to the shape and dimensions shown in Fig. 1. It is essential to ensure that the burner fits vertically into the oil reservoir and that the wick-guide has parallel sides and is centrally disposed in relation to the slot in the dome of the burner. Any distortion of the

<sup>5</sup> The sole source of supply of the apparatus known to the committee at this time is Stanhope-Seta Limited, Park Close, Englefield Green, Egham, Surrey, England TW20 0XD. If you are aware of alternative suppliers, please provide this information to ASTM International Headquarters. Your comments will receive careful consideration at a meeting of the responsible technical committee,<sup>1</sup> which you may attend.

wick-guide or dome will hinder attainment of the prescribed flame shape and render subsequent qualitative ratings unreliable.

6.2 *Wick*,<sup>5</sup> 19 mm paraffin flat, super quality, containing approximately 43 ends of three-ply yarn, woven double plain weave with stitching ends, one blue stripe on one face and one green stripe on the reverse face, woven with approximately 16 picks per 10 mm, and weighing normally 15 g/m. After weaving, the wick shall be boiled in distilled water and dried thoroughly.

6.2.1 The wick shall then be made into rolls and left for seven days before it is cut into 200 mm lengths. The lengths shall then be packed into suitable containers. The ash of the wick shall not exceed 0.4 % by weight.

6.3 *Sight Gage*<sup>5</sup>—A suitable flame-size measuring device, accurate to 1 mm. The sight gage shown in Fig. 2 is satisfactory.

## 7. Reagents and Materials

7.1 *Formula 3A Denatured Ethanol*—See Formulas for Denatured Alcohol and Rum.

7.2 *Hydrochloric Acid*, Dilute (approximately 6 N).

7.3 *Kerosene*—See Specification D3699.

7.4 *Precipitation Naphtha*—See Reagent section in Test Method D91.

## 8. Hazards

8.1 *Specific Safety Hazards:*

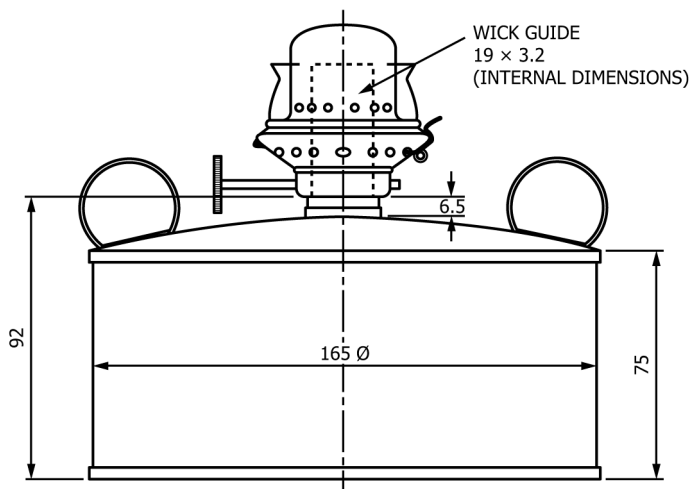
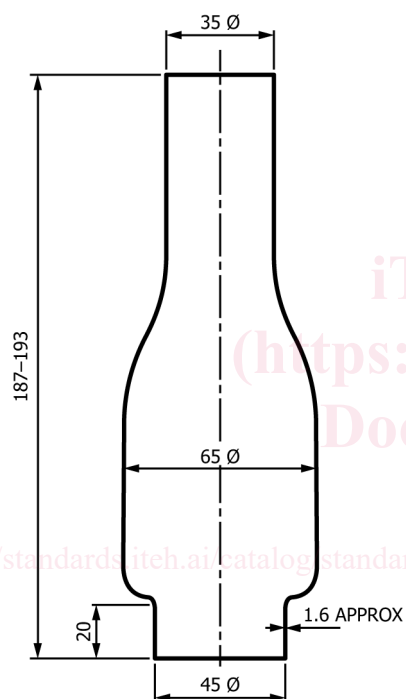
8.1.1 *Formula 3A Denatured Ethanol*—(Warning—Flammable. Denatured—cannot be made nontoxic.)

8.1.2 *Hydrochloric Acid*—Dilute 6 N. (Warning—Causes burns. Vapor harmful.)

8.1.3 *Kerosene*—(Warning—Combustible. Vapor harmful.)

8.1.4 *Precipitation Naphtha*—(Warning—Extremely flammable. Harmful if inhaled. Vapors may cause flash fire.)

8.2 *Technical Precautions:*



NOTE 1—All dimensions shown are in millimetres. Except where otherwise indicated, the tolerance for chimney dimensions is  $\pm 1$  mm.

FIG. 1 Test Lamp

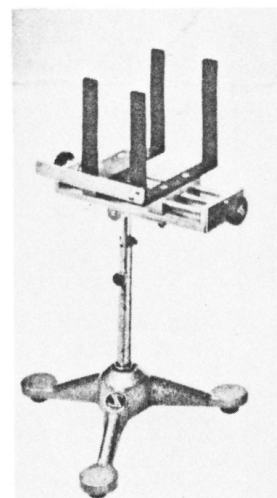


FIG. 2 Sight Gage