



TECHNICAL SPECIFICATION

**Universal Mobile Telecommunications System (UMTS);
LTE;
5G;
User Equipment (UE)
conformance specification for UE positioning;
Part 4: Test suites
(3GPP TS 37.571-4 version 18.4.0 Release 18)**

Sample Document



Reference

RTS/TSGR-0537571-4vi40

Keywords

5G,LTE,UMTS

ETSI

650 Route des Lucioles
F-06921 Sophia Antipolis Cedex - FRANCE

Tel.: +33 4 92 94 42 00 Fax: +33 4 93 65 47 16

Siret N° 348 623 562 00017 - APE 7112B
Association à but non lucratif enregistrée à la
Sous-Préfecture de Grasse (06) N° w061004871

Important notice

The present document can be downloaded from the
[ETSI Search & Browse Standards](#) application.

The present document may be made available in electronic versions and/or in print. The content of any electronic and/or print versions of the present document shall not be modified without the prior written authorization of ETSI. In case of any existing or perceived difference in contents between such versions and/or in print, the prevailing version of an ETSI deliverable is the one made publicly available in PDF format on [ETSI deliver](#) repository.

Users should be aware that the present document may be revised or have its status changed, this information is available in the [Milestones listing](#).

If you find errors in the present document, please send your comments to the relevant service listed under [Committee Support Staff](#).

If you find a security vulnerability in the present document, please report it through our [Coordinated Vulnerability Disclosure \(CVD\)](#) program.

Notice of disclaimer & limitation of liability

The information provided in the present deliverable is directed solely to professionals who have the appropriate degree of experience to understand and interpret its content in accordance with generally accepted engineering or other professional standard and applicable regulations.

No recommendation as to products and services or vendors is made or should be implied.

No representation or warranty is made that this deliverable is technically accurate or sufficient or conforms to any law and/or governmental rule and/or regulation and further, no representation or warranty is made of merchantability or fitness for any particular purpose or against infringement of intellectual property rights.

In no event shall ETSI be held liable for loss of profits or any other incidental or consequential damages.

Any software contained in this deliverable is provided "AS IS" with no warranties, express or implied, including but not limited to, the warranties of merchantability, fitness for a particular purpose and non-infringement of intellectual property rights and ETSI shall not be held liable in any event for any damages whatsoever (including, without limitation, damages for loss of profits, business interruption, loss of information, or any other pecuniary loss) arising out of or related to the use of or inability to use the software.

Copyright Notification

No part may be reproduced or utilized in any form or by any means, electronic or mechanical, including photocopying and microfilm except as authorized by written permission of ETSI.

The content of the PDF version shall not be modified without the written authorization of ETSI.

The copyright and the foregoing restriction extend to reproduction in all media.

© ETSI 2026.
All rights reserved.

Intellectual Property Rights

Essential patents

IPRs essential or potentially essential to normative deliverables may have been declared to ETSI. The declarations pertaining to these essential IPRs, if any, are publicly available for **ETSI members and non-members**, and can be found in ETSI SR 000 314: "*Intellectual Property Rights (IPRs); Essential, or potentially Essential, IPRs notified to ETSI in respect of ETSI standards*", which is available from the ETSI Secretariat. Latest updates are available on the [ETSI IPR online database](#).

Pursuant to the ETSI Directives including the ETSI IPR Policy, no investigation regarding the essentiality of IPRs, including IPR searches, has been carried out by ETSI. No guarantee can be given as to the existence of other IPRs not referenced in ETSI SR 000 314 (or the updates on the ETSI Web server) which are, or may be, or may become, essential to the present document.

Trademarks

The present document may include trademarks and/or tradenames which are asserted and/or registered by their owners. ETSI claims no ownership of these except for any which are indicated as being the property of ETSI, and conveys no right to use or reproduce any trademark and/or tradename. Mention of those trademarks in the present document does not constitute an endorsement by ETSI of products, services or organizations associated with those trademarks.

DECT™, **PLUGTESTS™**, **UMTS™** and the ETSI logo are trademarks of ETSI registered for the benefit of its Members. **3GPP™**, **LTE™** and **5G™** logo are trademarks of ETSI registered for the benefit of its Members and of the 3GPP Organizational Partners. **oneM2M™** logo is a trademark of ETSI registered for the benefit of its Members and of the oneM2M Partners. **GSM®** and the GSM logo are trademarks registered and owned by the GSM Association.

Legal Notice

This Technical Specification (TS) has been produced by ETSI 3rd Generation Partnership Project (3GPP).

The present document may refer to technical specifications or reports using their 3GPP identities. These shall be interpreted as being references to the corresponding ETSI deliverables.

The cross reference between 3GPP and ETSI identities can be found at [3GPP to ETSI numbering cross-referencing](#).

Modal verbs terminology

In the present document "**shall**", "**shall not**", "**should**", "**should not**", "**may**", "**need not**", "**will**", "**will not**", "**can**" and "**cannot**" are to be interpreted as described in clause 3.2 of the [ETSI Drafting Rules](#) (Verbal forms for the expression of provisions).

"**must**" and "**must not**" are **NOT** allowed in ETSI deliverables except when used in direct citation.

Contents

Intellectual Property Rights	2
Legal Notice	2
Modal verbs terminology.....	2
Foreword.....	6
Introduction	6
1 Scope	7
2 References	7
3 Definitions, symbols and abbreviations	9
3.1 Definitions	9
3.2 Symbols.....	9
3.3 Abbreviations	9
4 A-GPS system architecture and test model	9
4.1 ATS and module structure.....	9
4.2 Upper tester	9
4.3 SV PCO.....	9
4.4 A-GPS Primitives	9
4.5 Specific test suite operation for A-GPS testing	9
5 A-GNSS and LTE positioning system architecture and test models.....	10
5.1 Test system architecture	10
5.1.1 General system architecture	10
5.1.2 Component architecture	10
5.1.2.1 Interfaces.....	11
5.2 Test model	11
5.2.1 LTE GNSS test model	12
5.2.2 UTRA A-GNSS test model.....	13
5.3 ASP specifications.....	14
5.4 LTE OTDOA test model	14
5.5 LTE ECID test model.....	15
6 LTE indoor positioning system architecture and test models	15
6.1 Test system architecture	15
6.1.1 General system architecture	15
6.1.2 Component architecture	15
6.1.2.1 Interfaces.....	16
6.2 Test model.....	16
6.2.1 LTE indoor positioning test model	16
6A LTE test models requiring GNSS support.....	17
6B NG-RAN NR positioning system architecture and test models	17
6B.1 Test system architecture	17
6B.1.1 General system architecture	17
6B.1.2 Component architecture	17
6B.2 Test models	18
6B.2.1 NR GNSS positioning test model	18
6B.2.2 NR indoor positioning test model.....	19
6B.2.3 NR OTDOA (LTE) positioning test model.....	19
6B.2.4 NR Multi-RTT, DL-AoD and DL-TDOA positioning test model	21
6B.2.5 NR E-CID test model.....	21
6B.2.6 NR SLPP over NR sidelink test model	22
6C NR/5GC test models requiring GNSS support.....	23
6D Test methods and design considerations	24

6D.1	SLPP.....	24
7	Upper Tester Interface.....	25
7.1	MMI for A-GPS	25
7.2	MMI for A-GNSS, LTE and NR positioning	25
8	IXIT Proforma.....	25
8.1	A-GPS test suite parameters declarations.....	25
8.2	A-GNSS, LTE and NR positioning test suite parameters declarations	26
9	Other SS Requirements with TTCN-3 impact.....	26
9.1	Codec Requirements.....	26
Annex A (normative): Test Suites		27
A.1	UTRA A-GPS test suite	27
A.1.1	Baseline of specifications	27
A.1.2	AGPS ATS	27
A.1.3	The TTCN Machine Processable form (TTCN.MP).....	28
A.2	UTRA A-GNSS, LTE and NR/5GC positioning test suite	28
A.2.1	Baseline of specifications	28
A.2.2	E-UTRA LTE positioning Test Cases	28
A.2.3	UTRA A-GNSS Test Cases.....	29
A.2.4	NR/5GC Test Cases.....	29
Annex B (informative): ASN.1 modules		31
B.1	A-GPS ASN.1 module	31
B.2	A-GNSS ASN.1 modules.....	31
B.3	LPP ASN.1	31
B.4	SLPP ASN.1.....	31
Annex C (informative) E-UTRA System Simulator Extension ASP Definitions in TTCN-3		32
C.1	EUTRA_POS_ASP_TypeDefs	32
C.1.1	System_Configuration_PosExt.....	32
C.1.2	Cell_Configuration_PosExt.....	32
C.1.2.1	Cell_Configuration_Common_PosExt	32
C.1.2.2	Downlink_Physical_Layer_Configuration_PosExt	33
C.1.3	System_Interface_PosExt.....	33
C.2	References to TTCN-3	34
Annex D (informative) Positioning System Simulator ASP Definitions in TTCN-3		35
D.1	PosSystem_ASP_TypeDefs	35
D.1.1	PosSystem_Load_Scenario	35
D.1.2	PosSystem_Retrieve_Data	36
D.1.2.1	SatSystem_Retrieve_UTRAN_Data.....	36
D.1.2.2	PosSystem_Retrieve_LPP_Data.....	37
D.1.2.3	PosSystem_Retrieve_Data_Common	38
D.1.3	PosSystem_PowerControl	38
D.1.4	PosSystem_GnssUtcTime	39
D.1.5	System_Interface.....	39
D.2	CommonDefs	40
D.3	References to TTCN-3	41
Annex E (informative) NR5GC System Simulator Extension ASP Definitions in TTCN-3		42
E.1	NR5GC_POS_ASP_TypeDefs	42
E.1.1	NR_System_Configuration_PosExt.....	42
E.1.2	NR_Cell_Configuration_PosExt.....	42

E.1.2.1	NR_Cell_Configuration_Common_PosExt.....	42
E.1.2.2	Downlink_Physical_Layer_Configuration_PosExt.....	43
E.1.3	NR_System_Interface_PosExt.....	44
E.2	References to TTCN-3.....	45
Annex F (informative) NR Sidelink System Simulator Extension ASP Definitions in TTCN-3		46
F.1	NR5GC_SL_POS_ASP_TypeDefs.....	46
F.1.1	NR_SL_System_Configuration_PosExt.....	46
F.1.2	NR_SL_SS_UE_Config_PosExt.....	46
F.1.2.1	NR_SL_PRS_Pool_Configuration.....	48
F.1.3	NR_Sidelink_System_Interface_PosExt.....	52
F.2	References to TTCN-3.....	52
Annex G (informative): Change history		53
History.....		61

Sample Document

get full document from standards.iteh.ai

Foreword

This Technical Specification has been produced by the 3rd Generation Partnership Project (3GPP).

The contents of the present document are subject to continuing work within the TSG and may change following formal TSG approval. Should the TSG modify the contents of the present document, it will be re-released by the TSG with an identifying change of release date and an increase in version number as follows:

Version x.y.z

where:

- x the first digit:
 - 1 presented to TSG for information;
 - 2 presented to TSG for approval;
 - 3 or greater indicates TSG approved document under change control.
- y the second digit is incremented for all changes of substance, i.e. technical enhancements, corrections, updates, etc.
- z the third digit is incremented when editorial only changes have been incorporated in the document.

Introduction

The present document is part 4 of a multi-part conformance test specification. The specification contains a TTCN design frame work and the detailed test specifications in TTCN for the UE:

- A-GPS at the UTRA Uu interface in TTCN-2;
- A-GNSS at the UTRA Uu interface in TTCN-3;
- LTE positioning at the LTE-Uu interface in TTCN-3.
- NR positioning at the NR-Uu interface in TTCN-3.

The present document is part 4 of a multi-parts TS:

- 3GPP TS 37.571-1: User Equipment (UE) conformance specification for UE positioning; Part 1: Terminal conformance.
- 3GPP TS 37.571-2: User Equipment (UE) conformance specification for UE positioning; Part 2: Protocol conformance.
- 3GPP TS 37.571-3: User Equipment (UE) conformance specification for UE positioning; Part 3: Implementation Conformance Statement (ICS).
- **3GPP TS 37.571-4: User Equipment (UE) conformance specification for UE positioning; Part 4: Test suites.**
- 3GPP TS 37.571-5: User Equipment (UE) conformance specification for UE positioning; Part 5: Test scenarios and assistance data.

1 Scope

The present document specifies the protocol and signalling conformance testing in TTCN for the UE:

- A-GPS at the UTRA Uu interface;
- LTE positioning at the LTE-Uu interface;
- A-GNSS at the UTRA Uu interface.
- NR positioning at the NR-Uu interface.

The following TTCN test specification and design considerations can be found in the present document:

- Test system architecture;
- Test models and ASP definitions;
- Test methods and usage of communication ports definitions;
- Test configurations;
- Design principles and assumptions;
- TTCN styles and conventions;
- Partial PIXIT proforma;
- Test suites in TTCN-2 and TTCN-3;
- The Test Suites designed and implemented in the present document are based on the test specifications in prose in 3GPP TS 37.571-2 [3];
- The applicability of the individual test cases is specified in the test ICS proforma specification in 3GPP TS 37.571-3 [4].

2 References

The following documents contain provisions which, through reference in this text, constitute provisions of the present document.

- References are either specific (identified by date of publication, edition number, version number, etc.) or non-specific.
- For a specific reference, subsequent revisions do not apply.
- For a non-specific reference, the latest version applies. In the case of a reference to a 3GPP document (including a GSM document), a non-specific reference implicitly refers to the latest version of that document in the same Release as the present document unless the context in which the reference is made suggests a different Release is relevant (information on the applicable release in a particular context can be found in e.g. test case title, description or applicability, message description or content).

- [1] 3GPP TR 21.905: "Vocabulary for 3GPP Specifications".
- [2] 3GPP TS 37.571-1: " User Equipment (UE) conformance specification for UE positioning; Part 1: Conformance test specification".
- [3] 3GPP TS 37.571-2: " User Equipment (UE) conformance specification for UE positioning; Part 2: Protocol conformance".
- [4] 3GPP TS 37.571-3: " User Equipment (UE) conformance specification for UE positioning; Part 3: Implementation Conformance Statement (ICS)".

- [5] 3GPP TS 37.571-5: " User Equipment (UE) conformance specification for UE positioning; Part 5: Test scenarios and assistance data".
- [6] 3GPP TS 36.523-3: "Evolved Universal Terrestrial Radio Access (E-UTRA) and Evolved Packet Core (EPC); User Equipment (UE) conformance specification; Part 3: Test suites".
- [7] 3GPP TS 36.508: "Evolved Universal Terrestrial Radio Access (E-UTRA) and Evolved Packet Core (EPC); Common test environments for User Equipment (UE) conformance testing".
- [8] 3GPP TS 34.123-3: "User Equipment (UE) conformance specification; Part 3: Abstract test suite (ATS)".
- [9] 3GPP TS 34.108: "Common test environments for User Equipment (UE); Conformance testing".
- [10] 3GPP TS 37.355: " LTE Positioning Protocol (LPP)".
- [11] 3GPP TS 24.301: "Non-Access-Stratum (NAS) protocol for Evolved Packet System (EPS); Stage 3".
- [12] 3GPP TS 25.331: "Radio Resource Control (RRC); Protocol specification".
- [13] 3GPP TS 24.080: "Mobile radio interface layer 3 supplementary services specification; Formats and coding".
- [14] 3GPP TS 29.002: "Mobile Application Part (MAP) specification".
- [15] ITU-T Recommendation X.880: "Information technology - Remote Operations: Concepts, model and notation".
- [16] ITU-T Recommendation Q.773: "Transaction capabilities formats and encoding".
- [17] ETSI ES 201 873-1: "Methods for Testing and Specification (MTS); The Testing and Test Control Notation version 3; Part 1: TTCN-3 Core Language".
- [18] 3GPP TS 34.109: "Terminal logical test interface; Special conformance testing functions".
- [19] 3GPP TS 23.038: "Alphabets and language-specific information".
- [20] ETSI TR 101 666 (V1.0.0): "Information technology; Open Systems Interconnection Conformance testing methodology and framework; The Tree and Tabular Combined Notation (TTCN) (Ed. 2++)".
- [21] 3GPP TS 24.008: "Mobile radio interface Layer 3 specification; Core network protocols; Stage 3".
- [22] 3GPP TS 23.032: "Universal Geographical Area Description (GAD)".
- [23] 3GPP TS 36.211: "Evolved Universal Terrestrial Radio Access (E-UTRA); Physical channels and modulation".
- [24] 3GPP TS 38.523-3: "5GS; User Equipment (UE) conformance specification; Part 3: Protocol Test Suites".
- [25] 3GPP TS 24.501: "Non-Access-Stratum (NAS) protocol for 5G System (5GS); Stage 3".
- [26] 3GPP TS 36.331: "Evolved Universal Terrestrial Radio Access (E-UTRA); Radio Resource Control (RRC); Protocol specification".
- [27] 3GPP TS 38.331: "NR; Radio Resource Control (RRC) protocol specification".
- [28] 3GPP TS 38.508-1: "5GS; User Equipment (UE) conformance specification; Part 1: Common test environment".
- [29] 3GPP TS 38.211: "NR; Physical channels and modulation".
- [30] 3GPP TS 38.355: "NR; Sidelink Positioning Protocol (SLPP); Protocol specification".
- [31] 3GPP TS 24.587: "Vehicle-to-Everything (V2X) services in 5G System (5GS); Stage 3".

3 Definitions, symbols and abbreviations

3.1 Definitions

For the purposes of the present document, the terms and definitions given in 3GPP TR 21.905 [1] apply.

3.2 Symbols

For the purposes of the present document, the abbreviations given in 3GPP TR 21.905 [1] apply.

3.3 Abbreviations

For the purposes of the present document, the abbreviations given in 3GPP TR 21.905 [1] and the following apply:

ASP	Abstract Service Primitive
-----	----------------------------

4 A-GPS system architecture and test model

A-GPS signalling conformance tests are specified in TTCN-2. The system architecture and the test model are based on 3GPP TS 34.123-3 [8].

4.1 ATS and module structure

Refer to 3GPP TS 34.123-3 [8], clause 5.

4.2 Upper tester

Refer to 3GPP TS 34.123-3 [8], clause 7.3.5.1.

4.3 SV PCO

Refer to 3GPP TS 34.123-3 [8], clause 7.3.5.2.

4.4 A-GPS Primitives

Refer to 3GPP TS 34.123-3[8], clause 7.3.5.3.

4.5 Specific test suite operation for A-GPS testing

Refer to 3GPP TS 34.123-3 [8], clause 8.7.7.

5 A-GNSS and LTE positioning system architecture and test models

5.1 Test system architecture

5.1.1 General system architecture

Refer to 3GPP TS 36.523-3 [6], clause 4.1.1.

5.1.2 Component architecture

Each access technology (RAT) is hosted by a separate TTCN-3 parallel component (PTC):

- E-UTRA PTC;
- UTRA PTC.

The PTCs are controlled by the TTCN-3 positioning master test component (POS MTC) which:

- Is an extension of the MTC as defined in 3GPP TS 36.523-3 [6], clause 4.1.2.
- Controls the SS Positioning Simulator.

Figure 5.1.2-1 shows this component architecture for an E-UTRA and UTRA scenario.

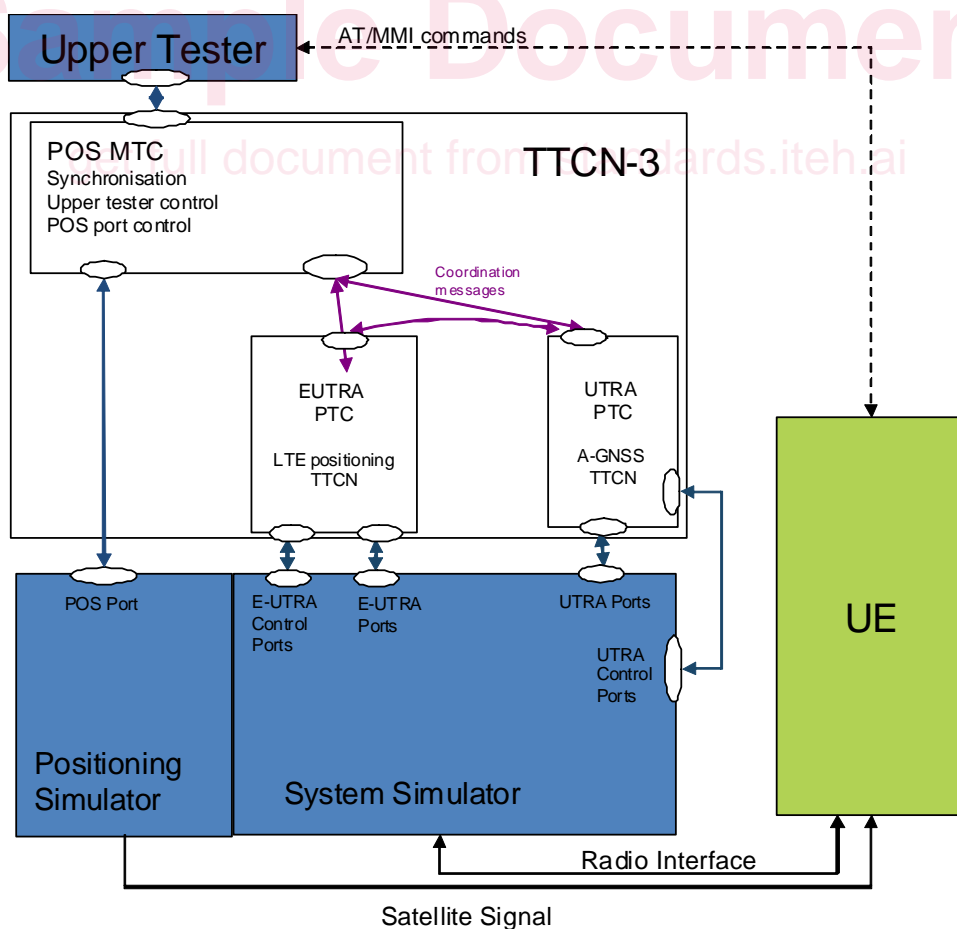


Figure 5.1.2-1: Component architecture for an E-UTRA and UTRA scenario

The PTCs are allocated according to the following principles:

- For LTE positioning tests cases, the E-UTRA PTC is created.
- For LTE positioning CS fallback test cases, E-UTRA and UTRA PTCs are created.
- For UTRA A-GNSS test cases, the UTRA PTC is created.

5.1.2.1 Interfaces

A number of interfaces are taken into consideration.

POS MTC - PTC:

Common synchronisation of PTCs.

Positioning simulator command/data coordination messages.

Upper tester primitives.

POS MTC - System Interface:

Upper tester primitives.

POS MTC- Positioning Simulator:

Positioning simulator command and data primitives.

PTC - PTC:

Primitives containing information for IRAT handover.

PTC - System Interface:

Primitives containing peer-to-peer message.

Configuration primitives.

5.2 Test model

In order to perform the LTE positioning and A-GNSS tests, the Positioning Simulator shall have two basic functional unites:

- Satellite simulator generating and broadcasting satellite signals.
- Assistance data source storing the data associated with the pre-defined GPS and GNSS test scenarios (see 3GPP TS 37.571-5 [5]).

This specification supports the following GNSS: GPS, Galileo, GLONASS and BDS.

5.2.1 LTE GNSS test model

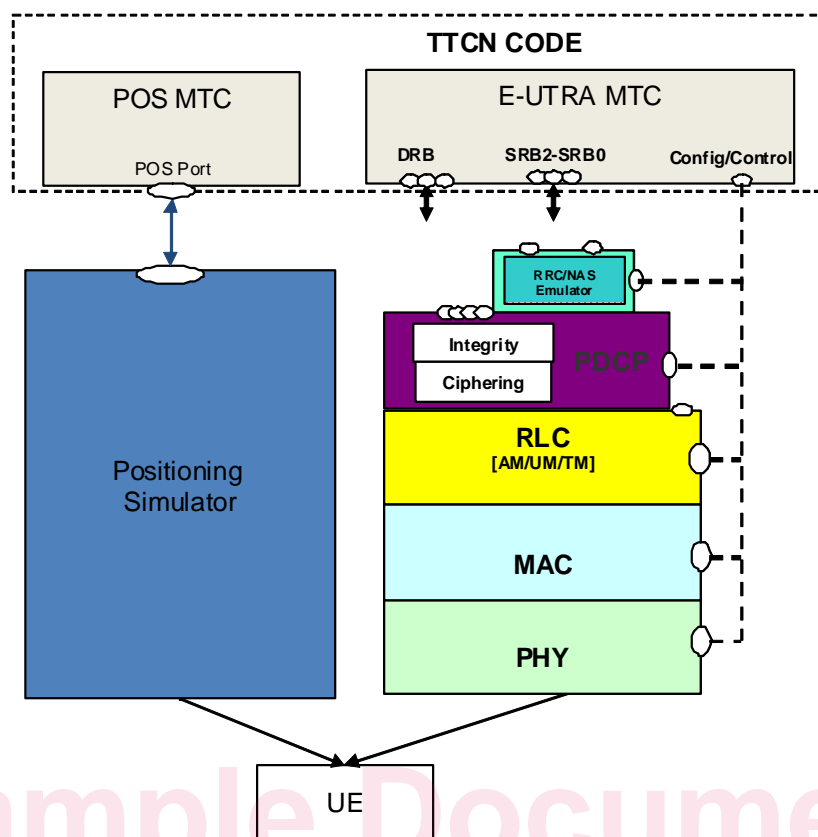


Figure 5.2.1-1: E-UTRA Test model for LTE positioning GNSS testing

get full document from standards.iteh.ai

The LTE positioning test model consists of an SS E-UTRAN protocol stack and a positioning simulator. The SS E-UTRA emulation part is the same as the model defined in 3GPP TS 36.523-3 [6].

The UE is configured in normal mode. On UE side Ciphering/Integrity (PDCP and NAS) is enabled. The tests are performed on C-Plane.

The ASPs at POS Port are used to:

- Load a pre-defined test scenario into the positioning simulator.
- Start or stop generating and broadcasting satellite signals from the positioning simulator.
- Retrieve the GNSS assistance data from assistance data source.

Under the ASP commands, the upper tester loads or re-loads pre-defined GNSS test scenario to the positioning simulator. The generated satellite signals shall simulate the GNSS environment as specified in 3GPP TS 37.571-2 [3], clause 5.

The SS also sends the GNSS assistance data to the UE through LPP signalling (see 3GPP TS 37.355 [10]) to facilitate the UE acquiring and tracking satellites. Such assistance data shall be consistent to within ± 2 seconds with the satellite signals generated (see 3GPP TS 37.571-2 [3], clause 5.2.1).

The assistance data source shall provide the assistance data consistent to $\pm 1/0$ second with the GNSS test scenario currently running in the satellite simulator (i.e. the data shall be up to 1 second in advance of the scenario); this allows for a further 2 seconds of latency in the SS. In case multiple satellite systems are configured in a test, the assistance data are requested or retrieved in a single ASP command for all satellite systems.

The UE positioning services are encoded in a TCAP [16] ROSE component [15] of the facility information element [14] in the Supplement Service [13] conveyed in the NAS messages. The facility information element is encoded in BER in TTCN referred to 3GPP TS 24.080 [13], clause 3.6.1 and 3GPP TS 29.002 [14], clause 17.1.1.

5.2.2 UTRA A-GNSS test model

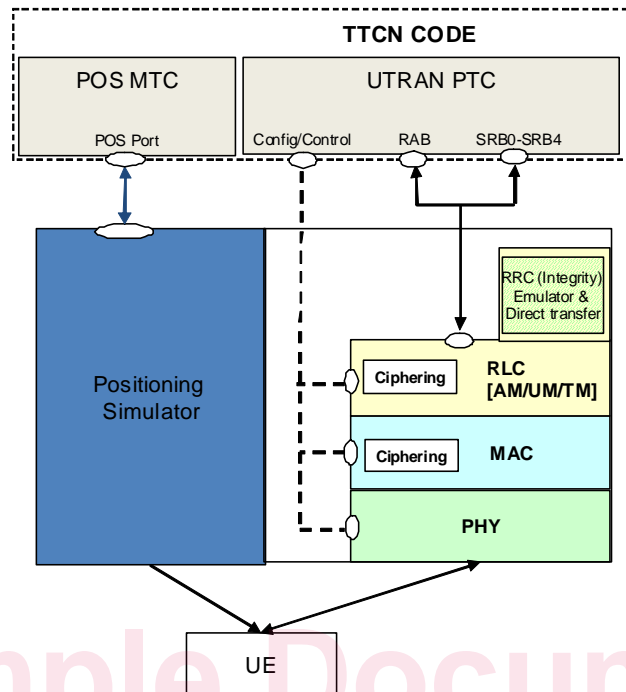


Figure 5.2.2-1: UTRA Test model for A-GNSS testing

get full document from standards.iteh.ai

The A-GNSS test model consists of an SS UTRAN protocol stack and a positioning simulator. The SS UTRA emulation part is the same as the model defined in 3GPP TS 36.523-3 [6], clause 4.4.1.

The UE is configured in normal mode. Cipherring and Integrity (RRC) are enabled. The tests are performed on C-Plane.

The ASPs at POS Port are used to:

- Load a pre-defined test scenario into the positioning simulator.
- Start or stop generating and broadcasting satellite signals from the positioning simulator.
- Retrieve the GPS and GNSS assistance data from assistance data source.

Under the ASP commands, the upper tester loads or re-loads pre-defined GPS or GNSS test scenario to the positioning simulator. The generated satellite signals shall simulate the A-GPS and A-GNSS environment as specified in 3GPP TS 37.571-2 [3], clause 4.2.

The SS also sends the GPS or GNSS assistance data to the UE through RRC signalling to facilitate the UE acquiring and tracking satellites. Such assistance data shall be consistent to within ± 2 seconds with the satellite signals generated (see 3GPP TS 37.571-2 [3], clause 4.2).

The assistance data source shall provide the assistance data consistent to $\pm 1/0$ second with the GPS or GNSS test scenario currently running in the satellite simulator (i.e. the data shall be up to 1 second in advance of the scenario); this allows for a further 2 seconds of latency in the SS. In case multiple satellite systems are configured in a test, the assistance data are requested or retrieved in a single ASP command for all satellite systems.

The UE positioning services are encoded in a TCAP [16] ROSE component [15] of the facility information element [14] in the Supplement Service [13] conveyed in the NAS messages. The facility information element is encoded in BER in TTCN referred to 3GPP TS 24.080 [13], clause 3.6.1 and 3GPP TS 29.002 [14], clause 17.1.1.

5.3 ASP specifications

The E-UTRAN and UTRAN ASP definitions are specified according to 3GPP TS 36.523-3 [6], clause 6. The positioning simulator ASP definitions are documented in annex C.

5.4 LTE OTDOA test model

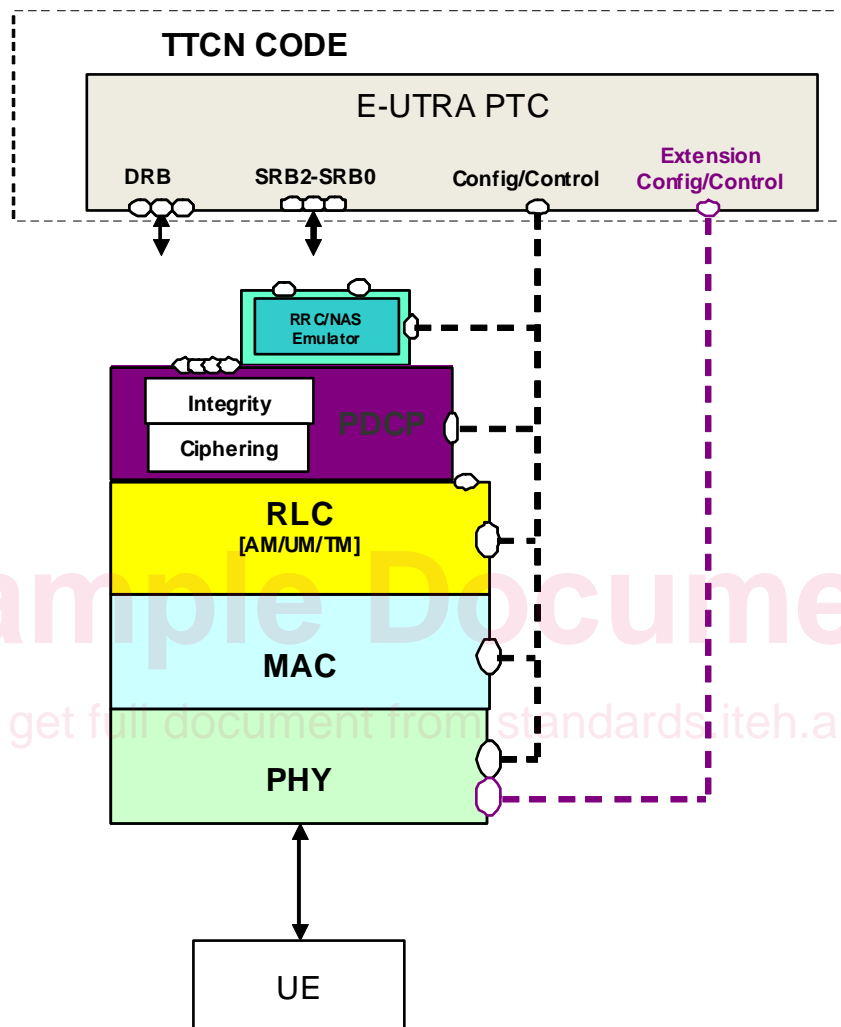


Figure 5.4-1: E-UTRA OTDOA test model

The LTE OTDOA test model consists of an SS E-UTRAN protocol stack. The SS E-UTRA emulation part is the same as the model defined in 3GPP TS 36.523-3 [6] with an additional port to configure the antenna port 6 and the Positioning Reference Signal (PRS) in the LTE cells. The extension of LTE ASPs is defined in annex C.

The simulated OTDOA environment is specified in 3GPP TS 37.571-2 [3], clause 5.2.2), cells are synchronous and configured with the timing offset set to 0. The PRS is transmitted according to 3GPP TS 36.211 [23], clause 6.10.4.

The UE is configured in normal mode. On UE side Ciphering/Integrity (PDCP and NAS) is enabled. The tests are performed on C-Plane.

The PRS signals are transmitted by the SS E-UTRAN, the assistance data are written in TTCN.