

INTERNATIONAL STANDARD

**Electric motor-operated hand-held tools, transportable tools and lawn and garden machinery - Safety -
Part 4-10: Particular requirements for pole-mounted pruners**

get full document from standards.iteh.ai



THIS PUBLICATION IS COPYRIGHT PROTECTED

Copyright © 2026 IEC, Geneva, Switzerland

All rights reserved. Unless otherwise specified, no part of this publication may be reproduced or utilized in any form or by any means, electronic or mechanical, including photocopying and microfilm, without permission in writing from either IEC or IEC's member National Committee in the country of the requester. If you have any questions about IEC copyright or have an enquiry about obtaining additional rights to this publication, please contact the address below or your local IEC member National Committee for further information.

IEC Secretariat
3, rue de Varembe
CH-1211 Geneva 20
Switzerland

Tel.: +41 22 919 02 11
info@iec.ch
www.iec.ch

About the IEC

The International Electrotechnical Commission (IEC) is the leading global organization that prepares and publishes International Standards for all electrical, electronic and related technologies.

About IEC publications

The technical content of IEC publications is kept under constant review by the IEC. Please make sure that you have the latest edition, a corrigendum or an amendment might have been published.

IEC publications search -

webstore.iec.ch/advsearchform

The advanced search enables to find IEC publications by a variety of criteria (reference number, text, technical committee, ...). It also gives information on projects, replaced and withdrawn publications.

IEC Just Published - webstore.iec.ch/justpublished

Stay up to date on all new IEC publications. Just Published details all new publications released. Available online and once a month by email.

IEC Customer Service Centre - webstore.iec.ch/csc

If you wish to give us your feedback on this publication or need further assistance, please contact the Customer Service Centre: sales@iec.ch.

IEC Products & Services Portal - products.iec.ch

Discover our powerful search engine and read freely all the publications previews, graphical symbols and the glossary. With a subscription you will always have access to up to date content tailored to your needs.

Electropedia - www.electropedia.org

The world's leading online dictionary on electrotechnology, containing more than 22 500 terminological entries in English and French, with equivalent terms in 25 additional languages. Also known as the International Electrotechnical Vocabulary (IEV) online.

Warning! Make sure that you obtained this publication from an authorized distributor.

CONTENTS

FOREWORD	4
1 Scope	6
2 Normative references	6
3 Terms and definitions	7
4 General requirements	10
5 General conditions for the tests	10
6 Radiation, toxicity and similar hazards	11
7 Classification	11
8 Marking and instructions	11
9 Protection against access to live parts	15
10 Starting	15
11 Input and current	15
12 Heating	15
13 Resistance to heat and fire	16
14 Moisture resistance	16
15 Resistance to rusting	17
16 Overload protection of transformers and associated circuits	17
17 Endurance	17
18 Abnormal operation	18
19 Mechanical hazards	19
20 Mechanical strength	27
21 Construction	33
22 Internal wiring	38
23 Components	38
24 Supply connection and external flexible cords	41
25 Terminals for external conductors	43
26 Provision for earthing	43
27 Screws and connections	43
28 Creepage distances, clearances and distances through insulation	43
Annexes	49
Annex I (informative) Measurement of noise and vibration emissions	50
Annex K (normative) Battery tools and battery packs	57
Annex L (normative) Battery tools and battery packs provided with mains connection or non-isolated sources	71
Annex AA (normative) Product safety labels for use on machines	74
Annex BB (informative) Example of a material and construction fulfilling the requirements for an artificial surface	78
Bibliography	80
Figure 101 – Pole-mounted pruner nomenclature	9
Figure 102 – Example of a reciprocating saw blade	9
Figure 103 – Saw chain drive link spacing	10

Figure 104 – Measurement of handle gripping length and perimeter of a bail or closed handle.....	21
Figure 105 – Measurement of handle gripping length and perimeter of a handle supported centrally (i.e. T-type)	22
Figure 106 – Measurement of handle gripping length and perimeter of a handle in line with the shaft	23
Figure 107 – Measurement of the force necessary to maintain a pole-mounted pruner in a horizontal orientation	24
Figure 108 – Pole-mounted pruner positions for the drop test of 20.3.1 and K.20.3.1	28
Figure 109 – Pole-mounted pruner drop test at its maximum shaft extension	29
Figure 110 – Impact test fixture for handle insulation.....	31
Figure 111 – Mounting and application of force for the test of 20.102.....	32
Figure 112 – Application of steel rod when rotated around the rear handle	36
Figure 113 – Application of steel rod when applied in the direction perpendicular to the rear handle axis	36
Figure 114 – Example of an operator presence sensor	37
Figure 115 – Test assembly for accessibility of attachment plug blades.....	42
Figure I.101 – Microphone positions on the hemisphere	52
Figure K.301 – Measurement of clearances.....	70
Figure AA.1 – Product safety labels illustrating – "Wear eye protection"	74
Figure AA.2 – Product safety label illustrating – "Wear ear protection"	74
Figure AA.3 – Example of a product safety label illustrating – "Wear eye and head protection"	75
Figure AA.4 – Examples of product safety labels illustrating – "Wear eye, ear and head protection"	75
Figure AA.5 – Product safety label illustrating – "Wear slip-resistant protective footwear"	75
Figure AA.6 – Product safety label illustrating – DANGER – Keep away from electrical power lines"	76
Figure AA.7 – Product safety labels illustrating – "WARNING – Keep bystanders away"	76
Figure AA.8 – Product safety label illustrating – "Do not expose to rain"	77
Figure AA.9 – Product safety label illustrating – "Remove plug from the mains immediately if the cable is damaged or cut"	77
Figure AA.10 – Product safety label illustrating – "WARNING – Disconnect battery before maintenance"	77
Figure BB.1 – Sketch of the measurement surface covered with an artificial surface.....	79
Table 2 – Maximum outside surface temperature rises	16
Table 4 – Required performance levels.....	19
Table 7 – Test force for actuators.....	34
Table 9 – Pull and torque value.....	43
Table 12 – Minimum creepage distances and clearances.....	45
Table I.101 – Coordinates of microphone positions	52
Table I.102 – Absorption coefficients	53
Table K.301 – Pull and torque value	66

Table K.302 – Minimum creepage distances and clearances between parts of different potential	68
Table K.303 – Minimum total sum of creepage distances and clearances to accessible surfaces	69

Sample Document

get full document from standards.iteh.ai

INTERNATIONAL ELECTROTECHNICAL COMMISSION

**Electric motor-operated hand-held tools, transportable tools
and lawn and garden machinery - Safety -
Part 4-10: Particular requirements for pole-mounted pruners**

FOREWORD

- 1) The International Electrotechnical Commission (IEC) is a worldwide organization for standardization comprising all national electrotechnical committees (IEC National Committees). The object of IEC is to promote international co-operation on all questions concerning standardization in the electrical and electronic fields. To this end and in addition to other activities, IEC publishes International Standards, Technical Specifications, Technical Reports, Publicly Available Specifications (PAS) and Guides (hereafter referred to as "IEC Publication(s)"). Their preparation is entrusted to technical committees; any IEC National Committee interested in the subject dealt with may participate in this preparatory work. International, governmental and non-governmental organizations liaising with the IEC also participate in this preparation. IEC collaborates closely with the International Organization for Standardization (ISO) in accordance with conditions determined by agreement between the two organizations.
- 2) The formal decisions or agreements of IEC on technical matters express, as nearly as possible, an international consensus of opinion on the relevant subjects since each technical committee has representation from all interested IEC National Committees.
- 3) IEC Publications have the form of recommendations for international use and are accepted by IEC National Committees in that sense. While all reasonable efforts are made to ensure that the technical content of IEC Publications is accurate, IEC cannot be held responsible for the way in which they are used or for any misinterpretation by any end user.
- 4) In order to promote international uniformity, IEC National Committees undertake to apply IEC Publications transparently to the maximum extent possible in their national and regional publications. Any divergence between any IEC Publication and the corresponding national or regional publication shall be clearly indicated in the latter.
- 5) IEC itself does not provide any attestation of conformity. Independent certification bodies provide conformity assessment services and, in some areas, access to IEC marks of conformity. IEC is not responsible for any services carried out by independent certification bodies.
- 6) All users should ensure that they have the latest edition of this publication.
- 7) No liability shall attach to IEC or its directors, employees, servants or agents including individual experts and members of its technical committees and IEC National Committees for any personal injury, property damage or other damage of any nature whatsoever, whether direct or indirect, or for costs (including legal fees) and expenses arising out of the publication, use of, or reliance upon, this IEC Publication or any other IEC Publications.
- 8) Attention is drawn to the Normative references cited in this publication. Use of the referenced publications is indispensable for the correct application of this publication.
- 9) IEC draws attention to the possibility that the implementation of this document may involve the use of (a) patent(s). IEC takes no position concerning the evidence, validity or applicability of any claimed patent rights in respect thereof. As of the date of publication of this document, IEC had received notice of patents, which may be required to implement this document. However, implementers are cautioned that this may not represent the latest information, which may be obtained from the patent database available at <https://patents.iec.ch>. IEC shall not be held responsible for identifying any or all such patent rights.

IEC 62841-4-10 has been prepared by IEC technical committee 116: Safety of motor-operated electric tools. It is an International Standard.

The text of this International Standard is based on the following documents:

Draft	Report on voting
116/944/FDIS	116/973/RVD

Full information on the voting for its approval can be found in the report on voting indicated in the above table.

The language used for the development of this International Standard is English.

This document was drafted in accordance with ISO/IEC Directives, Part 2, and developed in accordance with ISO/IEC Directives, Part 1 and ISO/IEC Directives, IEC Supplement, available at www.iec.ch/members_experts/refdocs. The main document types developed by IEC are described in greater detail at www.iec.ch/publications.

This document is to be used in conjunction with the first edition of IEC 62841-1:2014 and IEC 62841-1:2014/AMD1:2025.

This document supplements or modifies the corresponding clauses in IEC 62841-1:2014, so as to convert it into the IEC Standard: Particular requirements for pole-mounted pruners.

Where a particular subclause of IEC 62841-1:2014 is not mentioned in this document that subclause applies as far as relevant. Where this document states "addition", "modification" or "replacement", the relevant text in IEC 62841-1:2014 is to be adapted accordingly.

The following print types are used:

- requirements: in roman type;
- *test specifications: in italic type;*
- notes: in small roman type.

The terms defined in Clause 3 are printed in **bold typeface**.

Subclauses, notes, tables and figures which are additional to those in IEC 62841-1, except as described for Annex K below, are numbered starting from 101.

Subclauses, notes, tables and figures in Annex K and Annex L which are additional to those in the main body of this document are numbered starting from 301.

NOTE The attention of National Committees is drawn to the fact that equipment manufacturers and testing organizations can need a transitional period following publication of a new, amended or revised IEC publication in which to make products in accordance with the new requirements and to equip themselves for conducting new or revised tests.

It is the recommendation of the committee that the content of this publication be adopted for implementation nationally not earlier than 36 months from the date of publication.

A list of all parts of the IEC 62841 series, under the general title: *Electric motor-operated hand-held tools, transportable tools and lawn and garden machinery - Safety*, can be found on the IEC website.

The committee has decided that the contents of this document will remain unchanged until the stability date indicated on the IEC website under webstore.iec.ch in the data related to the specific document. At this date, the document will be

- reconfirmed,
- withdrawn, or
- revised.

1 Scope

IEC 62841-1:2014, Clause 1 is applicable, except as follows:

Addition:

This document applies to **hand-held pole-mounted pruners** which are designed for use by one operator for cutting tree branches with a **cutting device** and a fixed or detachable elongated construction such that the **cutting device** is distanced from the handles or grasping surfaces during use.

This document does not cover the risk of electric shock associated with the intended use of **pole-mounted pruners** in the vicinity of overhead power lines.

The **cutting device** of **pole-mounted pruners** can be

- a **saw chain**; or
- a reciprocating saw blade.

This document does not apply to

- saws mounted on a pole where the distance measured between the point of the **power switch** closest to the **cutting device** and the nearest unguarded cutting edge of the **cutting device** is <1 000 mm,
- pruning saws,
- chain saws as covered by IEC 62841-4-1,
- chain saws for tree service as covered by IEC 62841-4-9,
- hedge trimmers, including extended-reach hedge trimmers, as covered by IEC 62841-4-2,
- brush cutters and brush saws as covered in IEC 62841-4-4,
- scissors-type pruners, or
- machines designed for use with a circular saw blade.

NOTE 101 Pruning saws will be covered by a future part of IEC 62841-4.

NOTE 102 Scissors-type pruners will be covered by a future part of IEC 62841-4.

NOTE 103 In Europe (EN IEC 62841-4-10), this document does not apply to **pole-mounted pruners** equipped with **integral batteries**.

2 Normative references

IEC 62841-1:2014, Clause 2 and IEC 62841-1:2014/AMD1:2025, Clause 2 are applicable, except as follows:

Addition:

IEC 60112:2020, *Method for the determination of the proof and the comparative tracking indices of solid insulating materials*

IEC 60664-3:2016, *Insulation coordination for equipment within low-voltage systems - Part 3: Use of coating, potting or moulding for protection against pollution*

IEC 60664-4:2005, *Insulation coordination for equipment within low-voltage systems - Part 4: Consideration of high-frequency voltage stress*

IEC 61058-1-1:2016, *Switches for appliances - Part 1-1: Requirements for mechanical switches*

IEC 61058-1-2:2016, *Switches for appliances - Part 1-2: Requirements for electronic switches*

IEC 62841-1:2014, *Electric motor-operated hand-held tools, transportable tools and lawn and garden machinery - Safety - Part 1: General requirements*

IEC 62841-1:2014/AMD1:2025

ISO 354:2003, *Acoustics - Measurement of sound absorption in a reverberation room*

ISO 9773:2024, *Plastics - Determination of burning behaviour of thin flexible vertical specimens in contact with a small flame ignition source*

ISO 11684:2023, *Tractors, machinery for agriculture and forestry, powered lawn and garden equipment - Safety signs and hazard pictorials - General principles*

ISO 22867:2021, *Forestry and gardening machinery - Vibration test code for portable hand-held machines with internal combustion engine - Vibration at the handles*

Replacement:

IEC 60664-1:2020, *Insulation coordination for equipment within low-voltage systems - Part 1: Principles, requirements and tests*

IEC 61058-1:2016, *Switches for appliances - Part 1: General requirements*

ISO 3744:2025, *Acoustics - Determination of sound power levels of noise sources using sound pressure - Engineering methods for an essentially free field over a reflecting plane*

ISO 11201:2010, *Acoustics - Noise emitted by machinery and equipment - Determination of emission sound pressure levels at a work station and at other specified positions in an essentially free field over a reflecting plane with negligible environmental corrections*

3 Terms and definitions

IEC 62841-1:2014, Clause 3 and IEC 62841-1:2014/AMD1:2025, Clause 3 are applicable, except as follows:

Addition:

3.101

cutting device

assembly of **saw chain** and a **guide bar** or one or more reciprocating saw blades together with any supporting part, which perform the cutting action

Note 101 to entry: See Figure 101 and Figure 102.

3.102

drive sprocket

chain drive wheel with teeth

3.103

front handle

grasping surface located on the **shaft** or support handle located towards the front of the machine

Note 101 to entry: See Figure 101.

3.104

guide bar

attachment that supports and guides the **saw chain**

3.105

maximum speed

highest steady-state **cutting device** speed attainable under all conditions of **normal use**, including no-load, when adjusted in accordance with the manufacturer's specifications and/or instructions

Note 101 to entry: The steady-state **cutting device** speed excludes transients such as overshoot that can occur before attaining a steady-state condition.

3.106

operator presence sensor

device to detect the presence of an operator's hand

3.107

pole-mounted pruner

hand-held machine of an elongated construction, with or without length adjustment and fitted with a **cutting device**, intended to allow the operator to cut off branches of standing trees from a distance

Note 101 to entry: See Figure 101 for an example of a **pole-mounted pruner** with a **saw chain cutting device** within the scope of this document.

3.108

rear handle

support handle located towards the rear of the machine

Note 101 to entry: See Figure 101.

3.109

saw chain

attachment serving as a cutting tool, consisting of drive links and cutters

Note 101 to entry: See Figure 103.

3.110

shaft

fixed or extendable element of a **pole-mounted pruner** that distances the **cutting device** from the operator

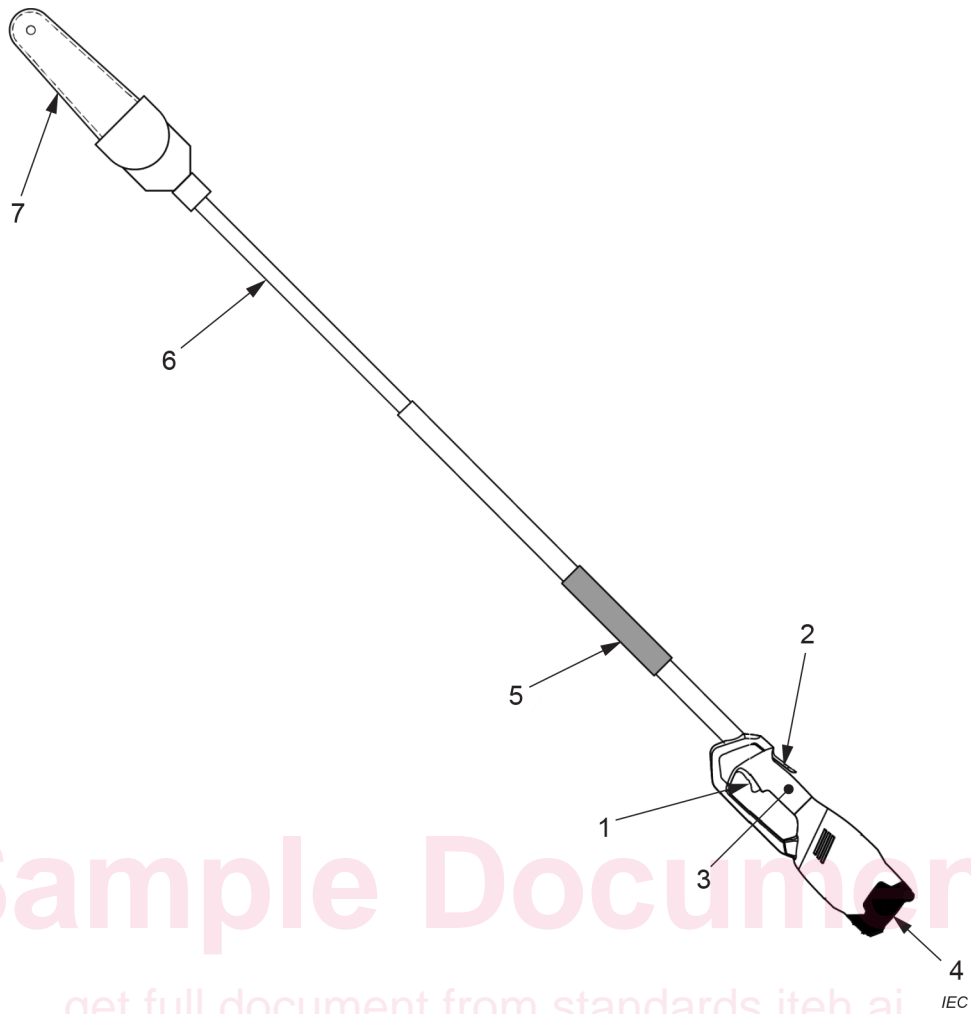
Note 101 to entry: Examples of extendable **shaft** elements include telescoping elements or the addition of **shaft** extensions.

3.111

switched circuit

circuit that is a low-power circuit when the **power switch** is in the "off" position

Note 101 to entry: The requirements for a low-power circuit are given in Annex H.



Key

- 1 **power switch**
- 2 **lock-off device**
- 3 **rear handle**
- 4 **battery**
- 5 **front handle/grasping surface**
- 6 **pole/shaft**
- 7 **cutting device**

Figure 101 – Pole-mounted pruner nomenclature

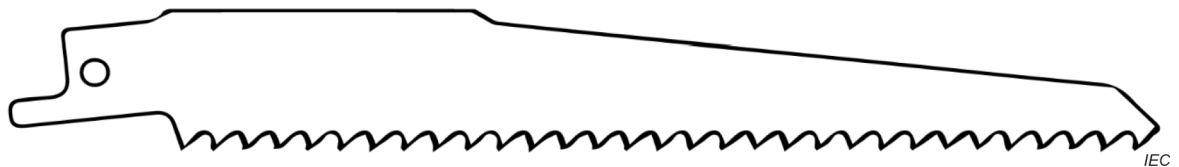
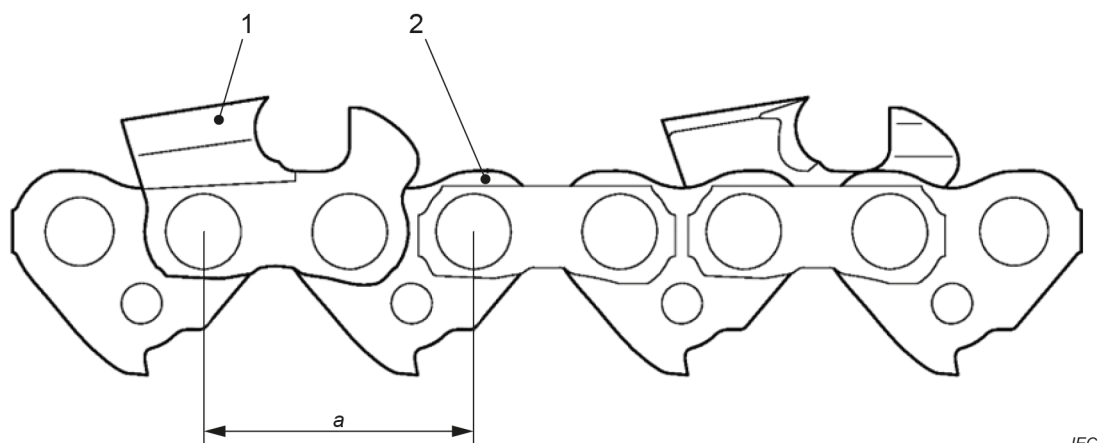


Figure 102 – Example of a reciprocating saw blade



IEC

Key

- 1 cutter
- 2 drive link
- a distance between drive links

Figure 103 – Saw chain drive link spacing**4 General requirements**

IEC 62841-1:2014, Clause 4 is applicable.

5 General conditions for the tests

IEC 62841-1:2014, Clause 5 is applicable, except as follows:

5.8 Addition:

*If different **cutting devices** can be mounted on the **pole-mounted pruner** in accordance with 8.14.2 a) and 8.14.2 b), the **pole-mounted pruner** shall be tested with the **cutting device** that produces the most unfavourable result, irrespective of a clause referring to an **accessory** or an **attachment**.*

5.15 Addition:

*For tests carried out at any percentage of **rated input** or **rated current**, except for no-load, the **cutting device** may be removed and the **pole-mounted pruner** loaded by means of a brake.*

5.17 Addition:

*The mass of the machine includes the heaviest **cutting device** in accordance with 8.14.2 a) 103) as well as the lubrication tank, if any, filled to the maximum specified level, but excludes the **cutting device** cover and shoulder harness, if any.*

5.101 For tests that are performed at **maximum speed** and no-load, the manufacturer can need to provide special hardware and/or software.

5.102 The tests are carried out on the machine as supplied. However, a machine constructed as a single machine but supplied in a number of units is tested after assembly in accordance with 8.14.2 a) 102).

5.103 *Unless otherwise specified, for Clauses 19 and 21, machines are tested in each operating configuration as described in 8.14.2 a) 102).*

6 Radiation, toxicity and similar hazards

IEC 62841-1:2014, Clause 6 is applicable.

7 Classification

IEC 62841-1:2014, Clause 7 is applicable, except as follows:

7.1 Replacement:

Machines shall be of one of the following classes with respect to protection against electric shock:

class II tool (machine), **class III tool** (machine).

8 Marking and instructions

IEC 62841-1:2014, Clause 8 and IEC 62841-1:2014/AMD1:2025, Clause 8 are applicable, except as follows:

8.2 Addition:

Safety information shall be written in one of the official languages of the country in which the machine is to be sold. Alternatively, **pole-mounted pruners** may be marked with the relevant safety sign or product safety label as indicated below or shown in Annex AA.

Pole-mounted pruners shall be marked with the following:

- "Wear head protection" or a relevant safety sign of ISO 7010;
- "Wear eye protection" or a relevant safety sign of ISO 7010 or one of the product safety labels specified in Figure AA.1;
- "Wear ear protection", or a relevant safety sign of ISO 7010 or the product safety label specified in Figure AA.2. This marking may be omitted if the measured A-weighted emission sound pressure level at the operator position determined in accordance with Annex I does not exceed 85 dB(A).

A combination of safety signs, such as eye, ear and head protection, is allowed. These signs may be front facing or a side profile. Examples of combination product safety labels are shown in Figure AA.3 and Figure AA.4.

- "Wear hand protection" or a relevant safety sign of ISO 7010;
- "Wear slip-resistant protective footwear" or the product safety label specified in Figure AA.5;
- "DANGER – Keep away from electrical power lines" or Figure AA.6 or a product safety label using one or more pictograms, such as ISO 11684:2023, Figure E.4 or ISO 11684:2023, Figure D.5;
- "WARNING – Keep bystanders away" or one of the product safety labels specified in Figure AA.7 or a product safety label conveying an equivalent message;
- safety sign W017 of ISO 7010 (2011-15) in accordance with footnote a of Table 2, if applicable.

For all **pole-mounted pruners** with a degree of protection of less than IPX4:

- "Do not expose to rain"; or the product safety label specified in Figure AA.8;

For mains supplied machines:

- "⚠️ **WARNING** – Remove plug from the mains immediately if the cable is damaged or cut" or the product safety label specified in Figure AA.9.

8.3 Addition:

Pole-mounted pruners permitted to be operated with a **saw chain** in accordance with 8.14.2 a) 103) shall be marked with an identification of the direction of rotation of the **saw chain** by a legible and durable mark that is visible when fitting the **saw chain**. This may be located under the **drive sprocket** cover, if any.

8.12 Replacement of the first paragraph:

Markings required by this document shall be legible and durable. Safety signs and product safety labels shall contrast in colour, texture or relief, with their background so that the information or instructions provided are clearly legible when viewed with normal vision from a distance of (500 ± 50) mm. They are not required to be in accordance with the colour requirements of ISO 3864-2.

If markings are embossed, stamped, etched, engraved or moulded, contrasting colours are not required.

8.14.1 Addition:

The additional safety instructions as specified in 8.14.1.101, applicable to the supplied **cutting device**, shall be given. This part may be printed separately from the "General Machine Safety Warnings".

NOTE 101 "General Machine Safety Warnings" are referred to as "General Power Tool Safety Warnings" in IEC 62841-1:2014.

8.14.1.101 Safety instructions for pole-mounted pruners

Pole-mounted pruner safety warnings:

- a) **Keep all parts of the body away from the saw chain or saw blade when the pole-mounted pruner is operating. Before you start the pole-mounted pruner, make sure the saw chain or saw blade is not contacting anything. A moment of inattention while operating the pole-mounted pruner may result in injury to yourself or others.**

NOTE 101 It is possible to replace the text "saw chain or saw blade" in item a) above with "saw chain" or "saw blade", depending on the permitted **cutting device(s)** in accordance with 8.14.2 a) 103).

- b) **Always use two hands when operating the pole-mounted pruner. A secure grip with both hands prevents loss of control.**
- c) **To reduce the risk of electrocution, never use the pole-mounted pruner near any electrical power lines. Contact with or use near power lines may cause serious injury or electric shock resulting in death.**
- d) **Hold the pole-mounted pruner by insulated gripping surfaces only, because the saw chain or saw blade may contact hidden wiring or its own cord. Saw chains or saw blades contacting a "live" wire may make exposed metal parts of the pole-mounted pruner "live" and could give the operator an electric shock.**

NOTE 102 It is possible to replace the text "saw chain or saw blade" in item d) above with "saw chain" or "saw blade", depending on the permitted **cutting device(s)** in accordance with 8.14.2 a) 103).

- e) **Wear eye and ear protection. Further protective equipment for hands is recommended.** *Adequate protective equipment will reduce the risk of personal injury.*

NOTE 103 The ear protection portion of the warning can be omitted if the measured A-weighted emission sound pressure level at the operator's ear in accordance with Annex I does not exceed 85 dB(A).

- f) **While operating the machine, always wear non-slip and protective footwear. Do not operate the machine when barefoot or wearing open sandals.** *This reduces the chance of injury to the feet.*
- g) **Always use head protection when operating the pole-mounted pruner overhead.** *Falling branches can result in serious personal injury.*
- h) **Always keep proper footing and operate the pole-mounted pruner only where there is safe footing.** *Slippery or unstable surfaces may cause a loss of balance or control of the machine.*
- i) **Do not operate a pole-mounted pruner in a tree, on a ladder, or any unstable support.** *Operating a pole-mounted pruner without stable ground contact may result in loss of balance, loss of control and personal injury.*
- j) **Keep all power cords and cables away from cutting area.** *Power cords or cables may be hidden in trees and can be accidentally cut by the saw chain or saw blade.*

NOTE 104 It is possible to replace the text "saw chain or saw blade" in item i) above with "saw chain" or "saw blade", depending on the permitted **cutting device(s)** in accordance with 8.14.2 a) 103).

- k) **Do not use the pole-mounted pruner in bad weather conditions, especially when there is a risk of lightning.** *This decreases the risk of being struck by lightning.*
- l) **When cutting a limb that is under tension, be alert for spring back.** *When the tension in the wood fibres is released, the spring-loaded limb may strike the operator and/or throw the pole-mounted pruner out of control.*
- m) **Use extreme caution when cutting brush and saplings.** *The slender material may catch the saw chain or saw blade and be whipped toward you or pull you off balance.*

NOTE 105 It is possible to replace the text "saw chain or saw blade" in item m) above with "saw chain" or "saw blade", depending on the permitted **cutting device(s)** in accordance with 8.14.2 a) 103).

- n) **When carrying the pole-mounted pruner with the machine switched off, take care not to operate any power switch and keep the saw chain or saw blade away from your body.** *Proper carrying of the pole-mounted pruner will reduce the likelihood of accidental contact with the saw chain or saw blade.*

NOTE 106 It is possible to replace the text "saw chain or saw blade" in item n) above with "saw chain" or "saw blade", depending on the permitted **cutting device(s)** in accordance with 8.14.2 a) 103).

- o) **When transporting or storing the pole-mounted pruner, always fit the guide bar or saw blade cover.** *Proper handling of the pole-mounted pruner will reduce the likelihood of accidental contact with the saw chain or saw blade.*

NOTE 107 It is possible to replace the text "saw chain or saw blade" in item o) above with "saw chain" or "saw blade", depending on the permitted **cutting device(s)** in accordance with 8.14.2 a) 103).

- p) **When clearing jammed material or servicing the pole-mounted pruner, make sure the machine is switched off and the power cord is disconnected.** *Unexpected actuation of the pole-mounted pruner while clearing jammed material or servicing may result in serious personal injury.*
- q) **Cut wood only. Do not use pole-mounted pruner for purposes not intended. For example: do not use the pole-mounted pruner for cutting plastic, metal, masonry or non-wood building materials.** *Use of the pole-mounted pruner for operations different than intended could result in a hazardous situation.*
- r) **This pole-mounted pruner is not intended for tree felling.** *Use of the pole-mounted pruner for operations different than intended could result in serious injury to the operator or bystanders.*