

---

---

**Ships and marine technology —  
Installation, inspection and  
maintenance of container securing  
devices for ships**

*Navires et technologie maritime — Installation, contrôle et  
maintenance des dispositifs de fixation des containers pour navires*

Sample Document

get full document from [standards.iteh.ai](https://standards.iteh.ai)



# Sample Document

get full document from [standards.iteh.ai](https://standards.iteh.ai)



## **COPYRIGHT PROTECTED DOCUMENT**

© ISO 2015, Published in Switzerland

All rights reserved. Unless otherwise specified, no part of this publication may be reproduced or utilized otherwise in any form or by any means, electronic or mechanical, including photocopying, or posting on the internet or an intranet, without prior written permission. Permission can be requested from either ISO at the address below or ISO's member body in the country of the requester.

ISO copyright office  
Ch. de Blandonnet 8 • CP 401  
CH-1214 Vernier, Geneva, Switzerland  
Tel. +41 22 749 01 11  
Fax +41 22 749 09 47  
[copyright@iso.org](mailto:copyright@iso.org)  
[www.iso.org](http://www.iso.org)

# Contents

	Page
Foreword .....	iv
<b>1 Scope</b> .....	<b>1</b>
<b>2 Normative references</b> .....	<b>1</b>
<b>3 Terms and definitions</b> .....	<b>1</b>
<b>4 Installation, inspection and maintenance</b> .....	<b>1</b>
4.1 Securing devices .....	1
4.1.1 Types .....	1
4.1.2 Securing fittings .....	2
4.1.3 Lashing fittings .....	3
4.1.4 Buttress fittings .....	4
4.2 The basic combination types for installation are given in <a href="#">Figures 1</a> and <a href="#">2</a> .....	5
4.3 Inspection .....	7
4.3.1 Factory inspection .....	7
4.3.2 In-service inspection .....	7
4.4 Maintenance .....	8
4.4.1 Maintenance of fixed fittings .....	8
4.4.2 Maintenance of loose fittings .....	9
<b>5 Recording</b> .....	<b>9</b>
<b>6 Storage</b> .....	<b>9</b>
<b>Annex A (normative) Strength requirements</b> .....	<b>10</b>
<b>Annex B (normative) Test requirements</b> .....	<b>13</b>
<b>Annex C (informative) Marking requirements</b> .....	<b>19</b>
<b>Annex D (normative) Storage requirements</b> .....	<b>22</b>
<b>Bibliography</b> .....	<b>25</b>

## Foreword

ISO (the International Organization for Standardization) is a worldwide federation of national standards bodies (ISO member bodies). The work of preparing International Standards is normally carried out through ISO technical committees. Each member body interested in a subject for which a technical committee has been established has the right to be represented on that committee. International organizations, governmental and non-governmental, in liaison with ISO, also take part in the work. ISO collaborates closely with the International Electrotechnical Commission (IEC) on all matters of electrotechnical standardization.

The procedures used to develop this document and those intended for its further maintenance are described in the ISO/IEC Directives, Part 1. In particular the different approval criteria needed for the different types of ISO documents should be noted. This document was drafted in accordance with the editorial rules of the ISO/IEC Directives, Part 2 (see [www.iso.org/directives](http://www.iso.org/directives)).

Attention is drawn to the possibility that some of the elements of this document may be the subject of patent rights. ISO shall not be held responsible for identifying any or all such patent rights. Details of any patent rights identified during the development of the document will be in the Introduction and/or on the ISO list of patent declarations received (see [www.iso.org/patents](http://www.iso.org/patents)).

Any trade name used in this document is information given for the convenience of users and does not constitute an endorsement.

For an explanation on the meaning of ISO specific terms and expressions related to conformity assessment, as well as information about ISO's adherence to the WTO principles in the Technical Barriers to Trade (TBT) see the following URL: [Foreword - Supplementary information](#)

The committee responsible for this document is ISO/TC 8, *Ships and marine technology*, Subcommittee SC 4, *Outfitting and deck machinery*

get full document from [standards.iteh.ai](http://standards.iteh.ai)

# Ships and marine technology — Installation, inspection and maintenance of container securing devices for ships

## 1 Scope

This International Standard specifies the requirements for installation, inspection and maintenance of container securing devices for ships (hereinafter referred to as “securing devices”) to ensure their safe use.

## 2 Normative references

The following documents, in whole or in part, are normatively referenced in this document and are indispensable for its application. For dated references, only the edition cited applies. For undated references, the latest edition of the referenced document (including any amendments) applies.

ISO 3874:1997, *Series 1 freight containers — Handling and securing*

## 3 Terms and definitions

For the purposes of this document, the following terms and definitions apply.

### 3.1 loose fittings

securing devices not welded to the hull

### 3.2 fixed fittings

securing devices welded to the hull

### 3.3 securing fittings

securing devices used between containers and between a container and the deck, hatch cover, or bilge, to prevent the container from longitudinal, transverse, or vertical movements relative to the hull during transportation

### 3.4 lashing fittings

securing devices used to lash a container to a hatch cover or deck

### 3.5 buttress fittings

securing devices used to eliminate the clearance between a container and a longitudinal bulkhead and transfer any transverse forces to the longitudinal bulkhead

## 4 Installation, inspection and maintenance

### 4.1 Securing devices

#### 4.1.1 Types

Securing devices can be divided into three types, namely securing fittings, lashing fittings and buttress fittings, each type divided into fixed fittings and loose fittings.

4.1.2 Securing fittings

The structural types of securing fittings are given in [Table 1](#).

Table 1 — Structural types of securing fittings



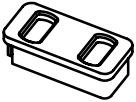









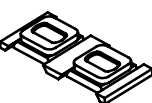
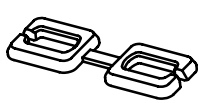
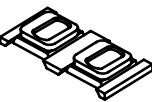
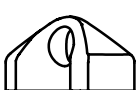
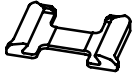

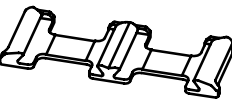


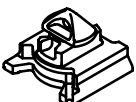



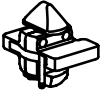
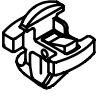
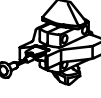

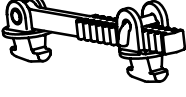
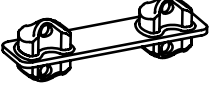





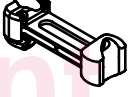
Type	Code	Name	Illustration	Code	Name	Illustration
Fixed fitting	A11	Raised socket		C11	Flush socket	
	A12	Raised transverse double socket		C12	Transverse double flush socket	
	A13	Raised longitudinal double socket		C13	Longitudinal double flush socket	
	A21	Raised elongated socket		C14	Quadruple flush socket	
	A31	Longitudinal sliding socket		D11	Doubling plate	
	A32	Transverse sliding socket		D12	Transverse double doubling plate	
	A33	Transverse sliding double socket		D13	Longitudinal double doubling plate	
	A34	Longitudinal sliding double socket		E11	Weldable cone	
	B11	Dovetail foundation		E12	Weldable cone with hole	
	B12	Double dovetail foundation				
F11-L	Left hand dovetail twistlock		F21-L	Left hand manual twistlock		
F11-R	Right hand dovetail twistlock		F21-R	Right hand manual twistlock		
F12-L	Left hand manual bottom twistlock		F22	Semi-automatic twistlock		

Table 1 (continued)

Type	Code	Name	Illustration	Code	Name	Illustration
Loose fitting	F12-R	Right hand manual bottom twistlock		F31	Midlock	
	F13	Semi-automatic bottom twistlock		G11	Bridge fitting	
	G12	Rack adjusting bridge fitting		H23	Longitudinal double stacker	
	H11	Bottom stacker		H31	Hanging stacker	
	H21	Single stacker		H32	Flangeless hanging stacker	
	H22	Transverse double stacker		H33	Hanging double stacker	

#### 4.1.3 Lashing fittings

The structural types of lashing fittings are given in [Table 2](#).

Table 2 — Structural types of lashing fittings










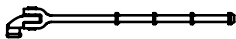
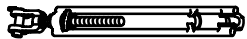
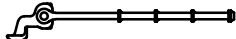
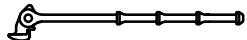
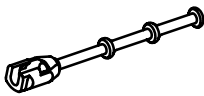


Type	Code	Name	Illustration	Code	Name	Illustration
Fixed fitting	I11	D-ring		J22	Slewing lashing plate	
	J11	Lashing plate		K11	Single guide fitting	
	J12	Double lashing plate		K12	Double guide fitting for platform	
	J21	Limit lashing plate		K13	Double guide fitting	


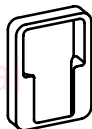

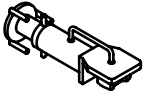


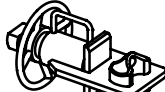


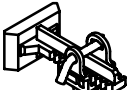
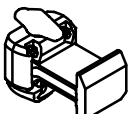
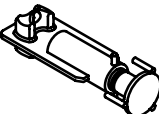
Table 2 (continued)

Type	Code	Name	Illustration	Code	Name	Illustration
Loose fitting	L11	Hook turn-buckle		M13	Knob vertical lashing rod	
	L12	Knob turn-buckle		M14	External lashing rod	
	M11	Knob lashing rod		M21	Knob extension lashing rod	
	M12	Eye lashing rod		M22	Eye extension lashing rod	

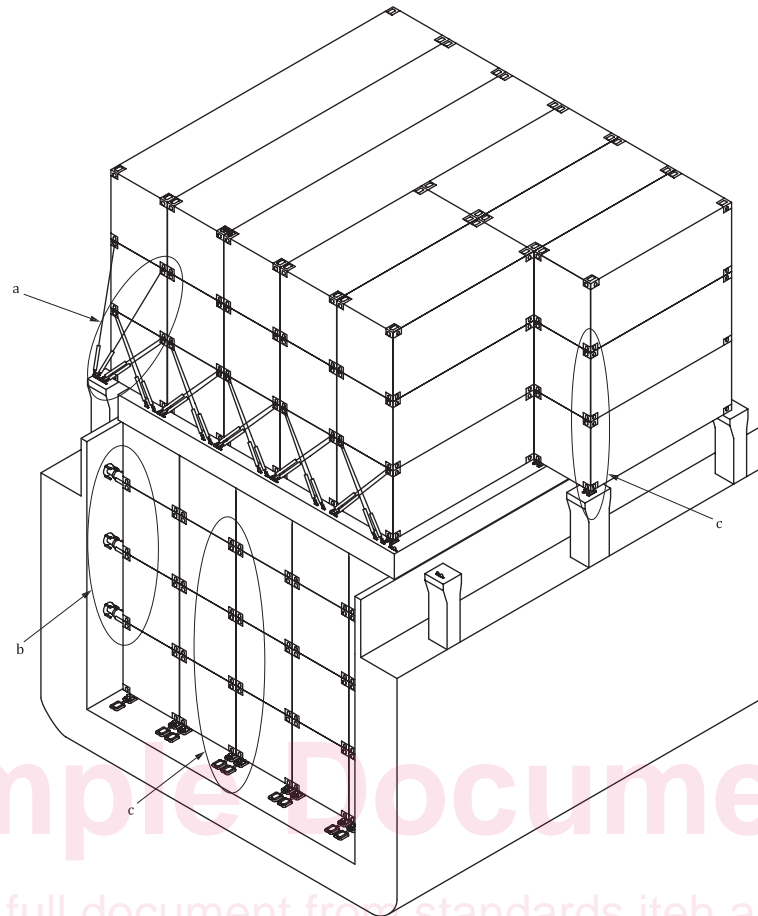
4.1.4 Buttress fittings

The structural types of buttress fittings are given in Table 3.

Table 3 — Structural types of buttress fittings

Type	Code	Name	Illustration	Code	Name	Illustration
Fixed fitting	N11	Raised counter bearing		N31	Flush dovetail counter bearing	
	N21	Flush counter bearing				
Loose fitting	011	Compression top support		022	Rack adjusting compression intermediate support	
	012	Rack adjusting Compression top support		023	Tension/compression intermediate support	
	013	Tension/compression top support		024	Rack adjusting tension/compression intermediate support	
	014	Rack adjusting tension/compression top support		031	Hanging compression intermediate support	
	021	Compression intermediate support				

4.2 The basic combination types for installation are given in [Figures 1](#) and [2](#).



**Key**

- a Combination type of lashing fittings.
- b Combination type of butress fittings.
- c Combination type of securing fittings.

**Figure 1 — Basic types of container securing (I)**