
International Standard



447

INTERNATIONAL ORGANIZATION FOR STANDARDIZATION • МЕЖДУНАРОДНАЯ ОРГАНИЗАЦИЯ ПО СТАНДАРТИЗАЦИИ • ORGANISATION INTERNATIONALE DE NORMALISATION

Machine tools — Direction of operation of controls

Machines-outils — Sens de manœuvre des organes de commande

Second edition — 1984-05-15

Sample Document

get full document from standards.iteh.ai

UDC 621.9.06-3

Ref. No. ISO 447-1984 (E)

Descriptors : machine tools, control equipment, levers, wheels, direction (of movement), orientation.

Foreword

ISO (the International Organization for Standardization) is a worldwide federation of national standards bodies (ISO member bodies). The work of developing International Standards is carried out through ISO technical committees. Every member body interested in a subject for which a technical committee has been authorized has the right to be represented on that committee. International organizations, governmental and non-governmental, in liaison with ISO, also take part in the work.

Draft International Standards adopted by the technical committees are circulated to the member bodies for approval before their acceptance as International Standards by the ISO Council.

International Standard ISO 447 was developed by Technical Committee ISO/TC 39, *Machine tools*.

The first edition (ISO 447-1973) had been approved by the member bodies of the following countries :

| | | |
|---------------------|----------------|----------------|
| Austria | Greece | Poland |
| Belgium | Hungary | Spain |
| Czechoslovakia | India | Sweden |
| Denmark | Italy | Switzerland |
| Egypt, Arab Rep. of | Japan | United Kingdom |
| Finland | Korea, Rep. of | USA |
| France | Netherlands | USSR |
| Germany, F. R. | New Zealand | Yugoslavia |

The member bodies of the following countries had expressed disapproval of the document on technical grounds :

Philippines
South Africa, Rep. of

This second edition, which cancels and replaces ISO 447-1973, incorporates draft Amendment 1, which was circulated to the member bodies in January 1983 and has been approved by the member bodies of the following countries :

| | | |
|----------------|------------------------|----------------|
| Belgium | Italy | Spain |
| Brazil | Korea, Dem. P. Rep. of | Sweden |
| Czechoslovakia | Korea, Rep. of | Switzerland |
| France | Mexico | United Kingdom |
| Germany, F. R. | Poland | USA |
| Hungary | Romania | USSR |
| India | South Africa, Rep. of | |

No member body expressed disapproval of the document.

Machine tools — Direction of operation of controls

1 Scope and field of application

This International Standard establishes rules for the direction of operation of controls whose function is to produce movement of controlled machine tool components in one or other of two opposing directions.

Its scope does not include controls for components which rotate continuously in the same direction during the normal functioning of the machine (such as controls for electric motors).

2 General rules

If, for special reasons, the following rules cannot be applied, then the directions of operation of the control and the corresponding directions of movement of the controlled component shall be as shown on the machine indicator plate.

2.1 Lever control

The lever shall be so placed that

- for the control of a rectilinear movement, the line joining the extreme positions of the handle, on either side of the neutral position, is approximately parallel to the direction of the movement of the controlled component;
- for the control of a circular movement, the plane in which the lever arm rotates is parallel to that of the controlled component.

In either case, the movement of the lever shall produce a movement of the controlled component in the same direction

This rule is valid for the control of movements produced manually (figure 1), as well as for starting automatic movements (figures 2 and 3).

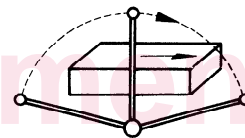


Figure 1

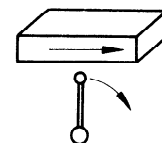


Figure 2

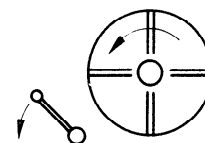


Figure 3

2.2 Push-button control

2.2.1 Fixed control

The line of push buttons shall be placed parallel to the movement of the controlled component and the operation of the right-hand button, or the furthest button or the top button, shall produce a movement to the right, or away, or upwards respectively (for an operator placed in the operating position).